

Biotinylated Recombinant Human EGFRvIII Protein

Catalog No.: RP02345 **Recombinant**

Sequence Information

Species	Gene ID	Swiss Prot
Human	1956	P00533

Tags

C-His&Avi

Synonyms

EGFR; ERBB; ERBB1; HER1; NISBD2; PIG61; mENA; epidermal growth factor receptor; ERBB; ERBB1; HER1; NISBD2; PIG61; mENA

Product Information

Source	Purification
HEK293 cells	> 95% by Tris-Bis PAGE

Calculated MW **Observed MW**

Endotoxin

< 1 EU/μg of the protein by LAL method.

Formulation

Lyophilized from a 0.22 μm filtered solution of PBS, pH 7.4.

Reconstitution

Centrifuge the tube before opening. Reconstitute to a concentration of 0.1-0.5 mg/mL in sterile distilled water. Avoid vortex or vigorously pipetting the protein. For long term storage, it is recommended to add a carrier protein or stabilizer (e.g. 0.1% BSA, 5% HSA, 10% FBS or 5% Trehalose), and aliquot the reconstituted protein solution to minimize free-thaw cycles.

Contact

 | 400-999-6126

 | cn.market@abclonal.com.cn

 | www.abclonal.com.cn

Background

Basic Information

Description

Biotinylated Recombinant Human EGFR VIII Protein is produced by Expi293 expression system. The target protein is expressed with sequence (Leu25-Ser645) of Human EGFR VIII fused with His tag and Avi tag at the N-terminal.

Bio-Activity

Immobilized Biotinylated Human EGFR VIII, His Tag at 0.2 μg/mL (100 μL/Well). Dose response curve for Anti-EGFR VIII, mAb with EC₅₀ of 27.99 ng/mL determined by ELISA.

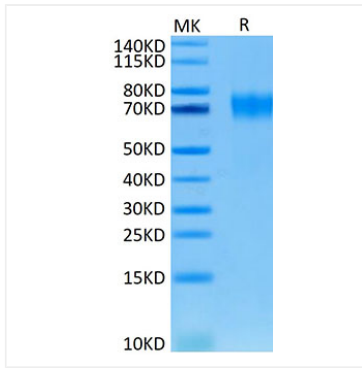
Storage

Store at -20°C. Store the lyophilized protein at -20°C to -80 °C up to 1 year from the date of receipt.

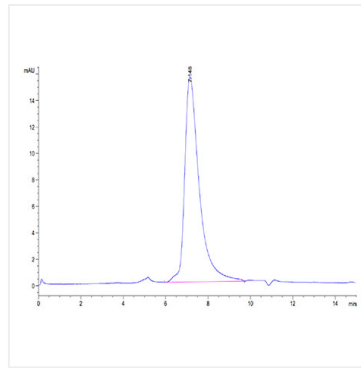
After reconstitution, the protein solution is stable at -20°C for 3 months, at 2-8°C for up to 1 week.

Avoid repeated freeze/thaw cycles.

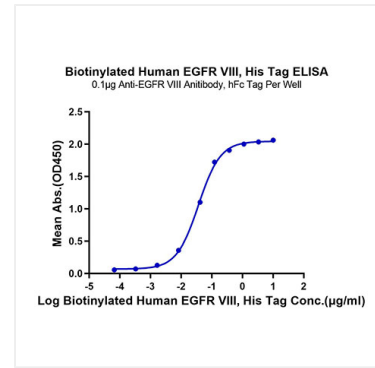
Validation Data



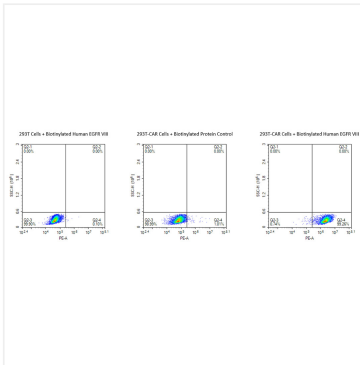
Biotinylated Human EGFRVIII on Tris-Bis PAGE under reduced condition. The purity is greater than 95%.



The purity of Biotinylated Human EGFRVIII is greater than 95% as determined by SEC-HPLC.



Immobilized Anti-EGFR VIII Antibody, hFc Tag at 1µg/ml (100µl/well) on the plate. Dose response curve for Biotinylated Human EGFR VIII, His Tag with the EC_{50} of 36.6ng/ml determined by ELISA.



Use Biotinylated Human EGFRVIII, His Tag protein to detect the expression rate of Anti-EGFRVIII-CAR positive cell. 293T cells and anti-EGFRVIII CAR-293T cells were incubated with Biotinylated human EGFR VIII-His Tag. Non-transfected 293T cells and Biotinylated protein control were used as negative control. SA-PE was used to evaluate the binding activity of Biotinylated Human EGFR VIII.