

CMIP Rabbit pAb

Catalog No.: A20487

Basic Information

Observed MW

70kDa

Calculated MW

86kDa

Category

Primary antibody

Applications

WB,IHC-P,ELISA

Cross-Reactivity

Human, Mouse, Rat

Background

This gene encodes a c-Maf inducing protein that plays a role in T-cell signaling pathway. Alternatively spliced transcript variants encoding different isoforms have been described for this gene.

Recommended Dilutions

WB 1:500 - 1:1000

IHC-P 1:50 - 1:200

ELISA Recommended starting concentration is 1 µg/mL. Please optimize the concentration based on your specific assay requirements.

Immunogen Information

Gene ID

80790

Swiss Prot

Q8IY22

Immunogen

Recombinant protein (or fragment). This information is considered to be commercially sensitive.

Synonyms

TCMIP; CMIP

Contact

☎ | 400-999-6126

✉ | cn.market@abclonal.com.cn

🌐 | www.abclonal.com.cn

Product Information

Source

Rabbit

Isotype

IgG

Purification

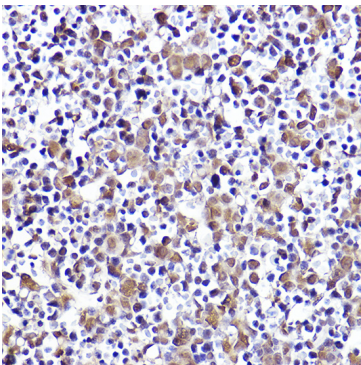
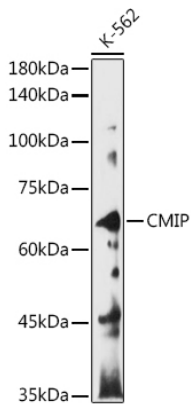
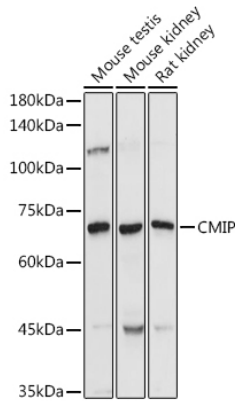
Affinity purification

Storage

Store at -20°C. Avoid freeze / thaw cycles.

Buffer: PBS containing 50% glycerol, preserved with proclin300 or sodium azide (as specified on the Certificate of Analysis), pH 7.3.

Validation Data



Immunohistochemistry analysis of paraffin-embedded Mouse fetal liver using CMIP Rabbit pAb (A20487) at dilution of 1:50 (40x lens). High pressure antigen retrieval performed with 0.01M Citrate buffer (pH 6.0) prior to IHC staining.