

PE Rabbit anti-Mouse CD19 mAb

Catalog No.: A25265

Basic Information

Observed MW

Calculated MW

60kDa

Category

Primary antibody

Applications

FC

Cross-Reactivity

Mouse

CloneNo number

ARC5140

Conjugate

PE. Ex:565nm. Em:574nm.

Background

Involved in several processes, including B-1 B cell differentiation; positive regulation of phosphatidylinositol 3-kinase activity; and positive regulation of release of sequestered calcium ion into cytosol. Acts upstream of or within B cell receptor signaling pathway. Located in external side of plasma membrane. Is integral component of plasma membrane. Is expressed in liver and spleen. Human ortholog(s) of this gene implicated in common variable immunodeficiency. Orthologous to human CD19 (CD19 molecule).

Recommended Dilutions

FC 5 µl per 10⁶ cells in
100 µl volume

Immunogen Information

Gene ID

12478

Swiss Prot

P25918

Immunogen

Recombinant protein (or fragment). This information is considered to be commercially sensitive.

Synonyms

Contact

☎ | 400-999-6126

✉ | cn.market@abclonal.com.cn

🌐 | www.abclonal.com.cn

Product Information

Source

Rabbit

Isotype

IgG

Purification

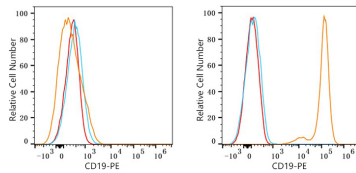
Affinity purification

Storage

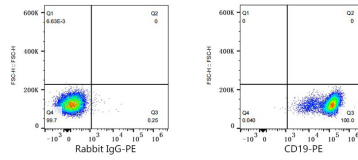
Store at 2-8°C. Avoid freeze.

Buffer: PBS containing 0.2% BSA, preserved with proclin300 or sodium azide (as specified on the Certificate of Analysis), pH 7.3.

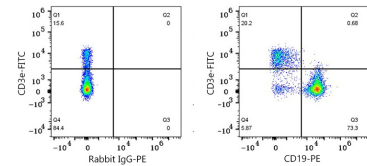
Validation Data



Flow cytometry: 1×10^6 RAW 264.7 cells (negative control, left) and A20 cells (right) were surface-stained with PE Rabbit anti-Mouse CD19 mAb (A25265, 5 μ l/Test, orange line) or PE Rabbit IgG isotype control (A24172, 5 μ l/Test, blue line). Non-fluorescently stained cells were used as blank control (red line).



Flow cytometry: 1×10^6 A20 cells were surface-stained with PE Rabbit IgG isotype control (A24172, 5 μ l/Test, left) or PE Rabbit anti-Mouse CD19 mAb (A25265, 5 μ l/Test, right).



Flow cytometry: 1×10^6 C57BL/6 mouse splenocytes were surface-stained with FITC Anti-Mouse CD3e mAb (A23322, 0.5 μ g) and PE Rabbit IgG isotype control (A24172, 5 μ l/Test, left) or PE Rabbit anti-Mouse CD19 mAb (A25265, 5 μ l/Test, right).