

ABflo® 450 Rabbit anti-Human CD80/B7-1 mAb

Catalog No.: A26572

Basic Information

Observed MW

Refer to figures

Calculated MW

18kDa/29kDa/33kDa

Category

Primary antibody

Applications

FC

Cross-Reactivity

Human

CloneNo number

ARC61136

Conjugate

ABflo® 450. Ex:406nm. Em:445nm.

Recommended Dilutions

FC 5 µl per 10⁶ cells in
100 µl volume

Background

The protein encoded by this gene is a membrane receptor that is activated by the binding of CD28 or CTLA-4. The activated protein induces T-cell proliferation and cytokine production. This protein can act as a receptor for adenovirus subgroup B and may play a role in lupus neuropathy.

Immunogen Information

Gene ID

941

Swiss Prot

P33681

Immunogen

Recombinant protein (or fragment). This information is considered to be commercially sensitive.

Synonyms

B7; BB1; B7-1; B7.1; LAB7; CD28LG; CD28LG1

Contact

☎ | 400-999-6126

✉ | cn.market@abclonal.com.cn

🌐 | www.abclonal.com.cn

Product Information

Source

Rabbit

Isotype

IgG

Purification

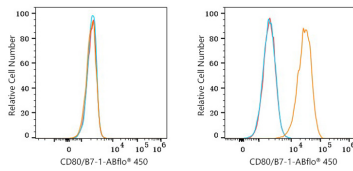
Affinity purification

Storage

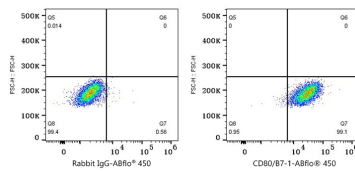
Store at 2-8°C. Avoid freeze.

Buffer: PBS with 0.09% Sodium azide, 0.2% BSA, pH7.3.

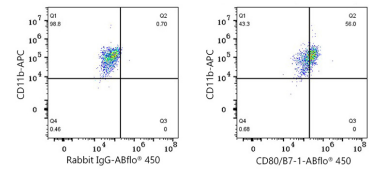
Validation Data



Flow cytometry: 1×10^6 293F cells (negative control, left) and Raji cells (right) were surface-stained with ABflo® 450 Rabbit anti-Human CD80/B7-1 mAb (A26572,5 µl/Test, orange line) or ABflo® 450 Rabbit IgG isotype control (A27451,5 µl/Test, blue line). Non-fluorescently stained cells were used as blank control (red line).



Flow cytometry: 1×10^6 Raji cells were surface-stained with ABflo® 450 Rabbit IgG isotype control (A27451,5 µl/Test, left) or ABflo® 450 Rabbit anti-Human CD80/B7-1 mAb (A26572,5 µl/Test, right).



Flow cytometry: 1×10^6 Human peripheral blood monocytes (treated with 20 ng/mL M-CSF for 7 days and then with 50 ng/mL IFN- γ and 100 ng/mL LPS for 3 days) were surface-stained with APC Mouse anti-Human CD11b (A27195,5 µl/Test) and ABflo® 450 Rabbit IgG isotype control (A27451,5 µl/Test, left) or ABflo® 450 Rabbit anti-Human CD80/B7-1 mAb (A26572,5 µl/Test, right).