

Rabbit anti-Human IL-4 mAb (DET)

Catalog No.: RM17745

Basic Information

Catalog No.
RM17745

Catagory
Elisa Antibody Kit

Application
CLIA

Product Information

Ig Type
Rabbit IgG


Purification
Affinity purification

Endotoxin Level

Storage
Store at -20°C.
Avoid repeated freeze-thaw cycles.

Formulation
Supplied as a 0.2µm filtered solution in PBS with 0.05% Proclin300, PH 7.4.

Contact

 | order@abclonal.com

 | support@abclonal.com

 | www.abclonal.com

Background

The protein encoded by this gene is a pleiotropic cytokine produced by activated T cells. This cytokine is a ligand for interleukin 4 receptor. The interleukin 4 receptor also binds to IL13, which may contribute to many overlapping functions of this cytokine and IL13. STAT6, a signal transducer and activator of transcription, has been shown to play a central role in mediating the immune regulatory signal of this cytokine. This gene, IL3, IL5, IL13, and CSF2 form a cytokine gene cluster on chromosome 5q, with this gene particularly close to IL13. This gene, IL13 and IL5 are found to be regulated coordinately by several long-range regulatory elements in an over 120 kilobase range on the chromosome. IL4 is considered an important cytokine for tissue repair, counterbalancing the effects of proinflammatory type 1 cytokines, however, it also promotes allergic airway inflammation. Moreover, IL-4, a type 2 cytokine, mediates and regulates a variety of human host responses such as allergic, anti-parasitic, wound healing, and acute inflammation...

Immunogen Information

Immunogen
Recombinant Human IL-4 Protein

Cross-Reactivity

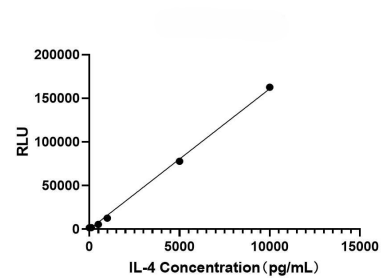
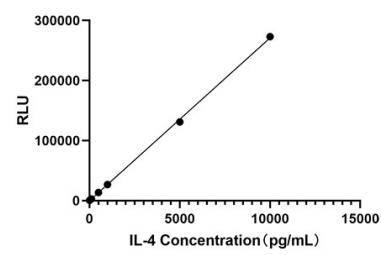
No cross-reactivity in ELISA assay with recombinant hIL-13,mGM-CSF ,mIL-13,mIL-4,rIL-4,rIL-4

Assay Applications

Human IL-4 Sandwich Immunoassay

		Recommended Concentration	Sample
CLIA	Capture	1-4ug/mL	Rabbit anti-Human IL-4 mAb(Cat. No.RM17736)
	Detection	0.5-2ug/mL	Rabbit anti-Human IL-4 mAb(Cat. No.RM17745)
	Standard	2.5-10ng/mL	Recombinant Human IL-4 Protein

Validation Data



This standard curve is only for demonstration purposes. A standard curve should be generated for each assay.