

Rabbit anti-Rat TNFA mAb (CAP)

Catalog No.: RM17823

Basic Information

Catalog No.
RM17823

Catagory
Elisa Antibody Kit

Application
ELISA

Product Information

Ig Type
Rabbit IgG

Purification
Affinity purification


Endotoxin Level


Storage
This antibody can be stored at 2°C-8°C for one month without detectable loss of activity. Antibody products are stable for twelve months from date of receipt when stored at -20°C to -80°C. Preservative-Free.

Avoid repeated freeze-thaw cycles.

Formulation
Supplied as a 0.2um filtered solution in PBS with 0.1% BSA, pH 7.4.

Contact

 | order@abclonal.com

 | support@abclonal.com

 | www.abclonal.com

Background

Tumor necrosis factor alpha (TNF-alpha), also known as cachectin and TNFSF1A, is the prototypic ligand of the TNF superfamily. It is a pleiotropic molecule that plays a central role in inflammation, immune system development, apoptosis, and lipid metabolism. TNF-alpha is also involved in a number of pathological conditions including asthma, Crohn's disease, rheumatoid arthritis, neuropathic pain, obesity, type 2 diabetes, septic shock, autoimmunity, and cancer.

Immunogen Information

Immunogen
Recombinant Rat TNFA

Cross-Reactivity

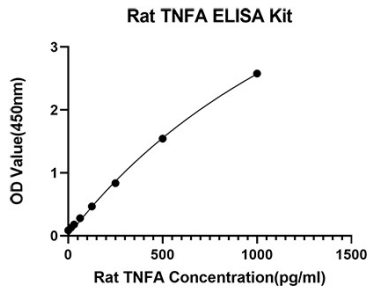
No cross-reactivity in ELISA assay with recombinant Human TNFA, Mouse TNFA, Rat IFNG, Rat IL-1B, Rat IL-2, Rat IL-4

Assay Applications

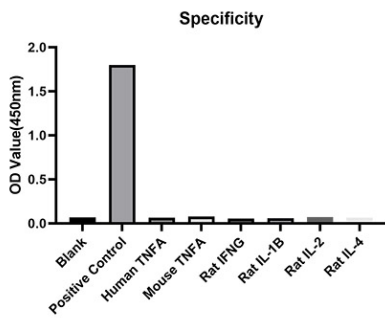
Rat TNFA Sandwich ELISA Immunoassay

	Recommended Concentration	Sample
ELISA Capture	1-4ug/mL	Rabbit anti-Rat TNFA(CAP)(Cat. No.RM17823)
ELISA Detection	0.166-0.66ug/mL	Rabbit anti-Rat TNFA(DET)(Cat. No.RM17824)
Standard	0.78-50pg/mL	Recombinant Rat TNFA Protein

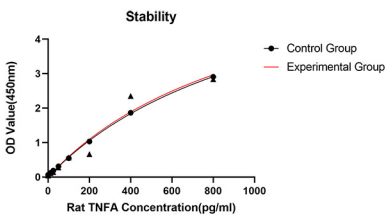
Validation Data



This standard curve is only for demonstration purposes. A standard curve should be generated for each assay.



From the comparison of the standard curve, it is found that ABclonal has high sensitivity.



Placed at 37°C for 3 days, the stability of the standard curve all conform to CV <10%.