

Rabbit anti-Human CRP mAb

Catalog No.: RM17830

Basic Information

Catalog No.
RM17830

Category
Elisa Antibody Kit

Application
ELISA

Product Information

Ig Type
Rabbit IgG


Purification
Affinity purification


Endotoxin Level

Storage
Store at -20°C.
Avoid repeated freeze-thaw cycles.

Formulation
Supplied as a 0.2um filtered solution in PBS with 0.05%ProClin 300,PH 7.4.

Contact

 | order@abclonal.com

 | support@abclonal.com

 | www.abclonal.com

Background

The protein encoded by this gene belongs to the pentraxin family which also includes serum amyloid P component protein and pentraxin 3. Pentraxins are involved in complement activation and amplification via communication with complement initiation pattern recognition molecules, but also complement regulation via recruitment of complement regulators. The encoded protein has a calcium dependent ligand binding domain with a distinctive flattened beta-jellyroll structure. It exists in two forms as either a pentamer in circulation or as a nonsoluble monomer in tissues. It is involved in several host defense related functions based on its ability to recognize foreign pathogens and damaged cells of the host and to initiate their elimination by interacting with humoral and cellular effector systems in the blood. Consequently, the level of this protein in plasma increases greatly during acute phase response to tissue injury, infection, or other inflammatory stimuli. Elevated expression of the encoded protein is associated with severe acute res...

Immunogen Information

Immunogen
Recombinant Human CRP

Cross-Reactivity

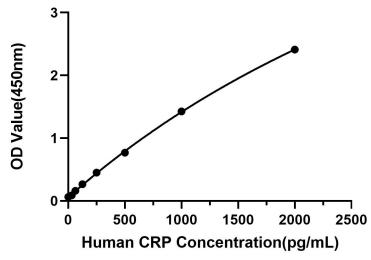
/

Assay Applications

Human CRP Sandwich ELISA Immunoassay

	Recommended Concentration	Sample
ELISA Capture	0.25-1ug/mL	Rabbit anti-Human CRP mAb(Cat. No.RM17827)
ELISA Detection	0.027-0.1ug/mL	Rabbit anti-Human CRP mAb((Cat. No.RM17830)
Standard	31.25-2000pg/mL	Recombinant Human CRP Protein

Validation Data



This standard curve is only for demonstration purposes. A standard curve should be generated for each assay