

# Rabbit anti-Chicken IL-10 mAb (DET)

**Catalog No.: RM17836**

## Basic Information

**Catalog No.**  
RM17836

**Catagory**  
Elisa Antibody Kit

**Application**  
ELISA

## Product Information

**Ig Type**  
Rabbit IgG


**Purification**  
Affinity purification


**Endotoxin Level**


**Storage**  
Store at -20°C. Avoid freeze / thaw cycles. Preservative[]0.05%ProClin 300.  
**Avoid repeated freeze-thaw cycles.**

**Formulation**  
Supplied as a 0.2um filtered solution in PBS with 0.05%ProClin 300,PH 7.4.

## Contact

 | [order@abclonal.com](mailto:order@abclonal.com)

 | [support@abclonal.com](mailto:support@abclonal.com)

 | [www.abclonal.com](http://www.abclonal.com)

## Background

Major immune regulatory cytokine that acts on many cells of the immune system where it has profound anti-inflammatory functions, limiting excessive tissue disruption caused by inflammation. Mechanistically, IL10 binds to its heterotetrameric receptor comprising IL10RA and IL10RB leading to JAK1 and STAT2-mediated phosphorylation of STAT3. In turn, STAT3 translocates to the nucleus where it drives expression of anti-inflammatory mediators. Targets antigen-presenting cells (APCs) such as macrophages and monocytes and inhibits their release of pro-inflammatory cytokines including granulocyte-macrophage colony-stimulating factor /GM-CSF, granulocyte colony-stimulating factor/G-CSF, IL-1 alpha, IL-1 beta, IL-6, IL-8 and TNF-alpha. Interferes also with antigen presentation by reducing the expression of MHC-class II and co-stimulatory molecules, thereby inhibiting their ability to induce T cell activation

## Immunogen Information

**Immunogen**  
Recombinant

## Cross-Reactivity

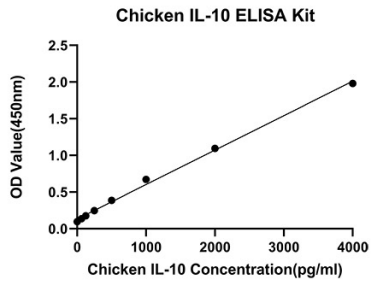
## Assay Applications

Chicken IL-10 Sandwich ELISA Immunoassay

	Recommended Concentration	Sample
ELISA Capture	0.5-4ug/mL	Rabbit anti-Chicken IL-10 (CAP)(Cat. No.RM17835)
ELISA Detection	0.1-0.4ug/mL	Rabbit anti-Chicken IL-10 (DET)(Cat. No.RM17836)
Standard	62.5-4000pg/mL	Recombinant Chicken IL-10 Protein

## Validation Data

---



This standard curve is only for demonstration purposes. A standard curve should be generated for each assay.