

Rabbit anti-Human IL-2R mAb (DET)

Catalog No.: RM17897

Basic Information

Catalog No.
RM17897

Catagory
Elisa Antibody Kit

Application
CLIA assay ELISA assay

Product Information

Ig Type
Rabbit IgG

Purification
Affinity purification

Endotoxin Level


Storage
This antibody can be stored at 2°C-8°C for one month without detectable loss of activity. Antibody products are stable for twelve months from date of receipt when stored at -20°C to -80°C. Preservative-Free.

Avoid repeated freeze-thaw cycles.

Formulation
Supplied as a 0.2um filtered solution in PBS with 0.1%Braveds MB-1,PH 7.4.

Contact

 | order@abclonal.com

 | support@abclonal.com

 | www.abclonal.com

Background

CD25/IL-2 receptor alpha is a transmembrane protein that associates with IL-2 R beta/CD122 and the Common gamma Chain/CD132 on activated T cells and regulatory T cells (Treg). The Common gamma chain is a shared subunit in the receptors for IL-4, -7, -9, -15, and -21. IL-2 R alpha is required for mediating IL-2 induced effects including T cell proliferation, activation induced cell death (AICD) of autoreactive naive T cells, and the development of CD4+CD25+ Treg which contribute to peripheral T cell homeostasis. A soluble form of IL-2 R alpha can be generated by proteolytic cleavage of the cell surface receptor.

Immunogen Information

Immunogen
Recombinant Human IL-2R alpha Protein

Cross-Reactivity

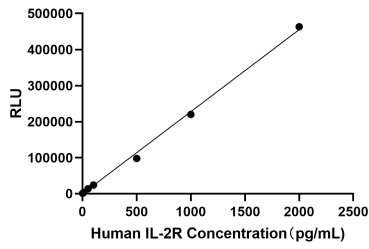
No cross-reactivity in ELISA assay withrecombinant Human IFN-γ,Human IL-1α,Human IL-1β,Human IL-1ra,Human IL-2,Human IL-3,Human IL-4,Human IL-5,Human IL-6,Human IL-8,Human IL-9,Human IL-10,Human IL-11,Human IL-12,Human IL-13,Human M-CSF,Human TGF-β1,Human TNF-α, Mouse IL-1β,Mouse IL-4,Mouse IL-5,Mouse IL-6,Mouse IL-9,Mouse IL-10,Mouse IL-13,Mouse TNF-α

Assay Applications

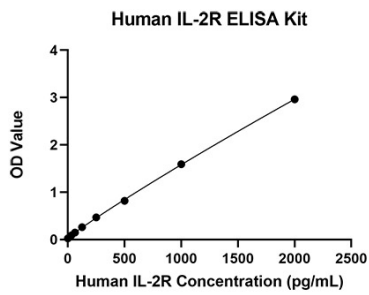
Human IL-2R CLIA assay

	Recommended Concentration	Sample
CLIA Capture	1-4ug/mL	Rabbit anti-Human IL-2R mAb(CAP)(Cat. No.RM17896)
CLIA Detection	0.5-2ug/mL	Rabbit anti-Human IL-2R mAb(DET)(Cat. No.RM17897)
Standard	5-2000pg/mL	Recombinant Human IL-2R Protein

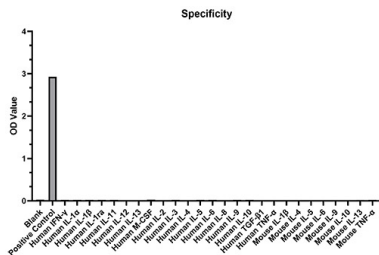
Validation Data



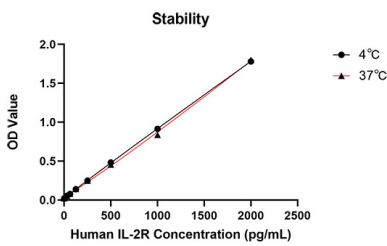
This standard curve is only for demonstration purposes. A standard curve should be generated for each assay.



This standard curve is only for demonstration purposes. A standard curve should be generated for each assay.



No significant cross-reactivity or interference was observed.



Placed at 37°C for 3 days, the stability of the standard curve all conform to CV <10%.