

# Rabbit anti-Sheep TNF-alpha mAb(CAP)

**Catalog No.: RM18031**

## Basic Information

**Catalog No.**  
RM18031

**Catagory**  
Elisa Antibody Kit

**Application**  
ELISA

## Product Information

**Ig Type**  
Rabbit IgG

**Purification**  
Affinity purification


**Endotoxin Level**


**Storage**  
This antibody can be stored at 2°C-8°C for one month without detectable loss of activity. Antibody products are stable for twelve months from date of receipt when stored at -20°C to -80°C. Preservative-Free.

**Avoid repeated freeze-thaw cycles.**

**Formulation**  
Supplied as a 0.2um filtered solution in PBS with 0.1% Braveds MB-1, Ph7.4 containing sheep TNF-alpha Antibody.

## Contact

 | [order@abclonal.com](mailto:order@abclonal.com)

 | [support@abclonal.com](mailto:support@abclonal.com)

 | [www.abclonal.com](http://www.abclonal.com)

## Background

Cytokine that binds to TNFRSF1A/TNFR1 and TNFRSF1B/TNFR. It is mainly secreted by macrophages and can induce cell death of certain tumor cell lines. It is potent pyrogen causing fever by direct action or by stimulation of interleukin-1 secretion and is implicated in the induction of cachexia, Under certain conditions it can stimulate cell proliferation and induce cell differentiation (By similarity).Induces insulin resistance in adipocytes via inhibition of insulin-induced IRS1 tyrosine phosphorylation and insulin-induced glucose uptake. Induces GKAP42 protein degradation in adipocytes which is partially responsible for TNF-induced insulin resistance (By similarity).Plays a role in angiogenesis by inducing VEGF production synergistically with IL1B and IL6 (By similarity).The TNF intracellular domain (ICD) form induces IL12 production in dendritic cells.

## Immunogen Information

**Immunogen**  
Recombinant Sheep TNF-alpha

## Cross-Reactivity

/

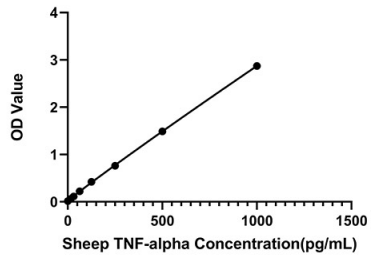
## Assay Applications

Sheep TNF-alpha Sanwich ELISA Immunoassay

	Recommended Concentration	Sample
ELISA Capture	1-4ug/mL	Rabbit anti-Sheep TNF-alpha (CAP)(Cat. No.RM18031)
ELISA Detection	0.02-0.08ug/mL	Rabbit anti-Sheep TNF-alpha (DET)(Cat. No.RM18032)
Standard	15.63-1000pg/mL	Recombinant Sheep TNF-alpha Protein

## Validation Data

---



This standard curve is only for demonstration purposes. A standard curve should be generated for each assay.