

# Rabbit anti-Human PRDX5 mAb(CAP)

**Catalog No.:** RM18051

## Basic Information

**Catalog No.**  
RM18051

**Catagory**  
Elisa Antibody Kit

**Application**  
ELISA

## Product Information

**Ig Type**  
Rabbit IgG


**Purification**  
Affinity purification


**Endotoxin Level**


**Storage**  
Store at -20°C. Avoid freeze / thaw cycles. Preservative[]0.05%ProClin 300.  
**Avoid repeated freeze-thaw cycles.**

**Formulation**  
Supplied as a 0.2um filtered solution in PBS with 0.05%ProClin 300,PH 7.4.

## Contact

 | [order@abclonal.com](mailto:order@abclonal.com)

 | [support@abclonal.com](mailto:support@abclonal.com)

 | [www.abclonal.com](http://www.abclonal.com)

## Background

This gene encodes a member of the peroxiredoxin family of antioxidant enzymes, which reduce hydrogen peroxide and alkyl hydroperoxides. The encoded protein interacts with peroxisome receptor 1 and plays an antioxidant protective role in different tissues under normal conditions and during inflammatory processes. The use of alternate transcription start sites is thought to result in transcript variants that use different in-frame translational start codons to generate isoforms that are targeted to the mitochondrion (isoform L) or peroxisome/cytoplasm (isoform S). Multiple related pseudogenes have been defined for this gene.

## Immunogen Information

**Immunogen**  
Recombinant Human PRDX5

## Cross-Reactivity

/

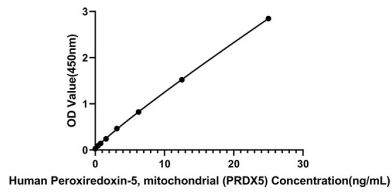
## Assay Applications

Human PRDX5 Sandwich ELISA Immunoassay

	Recommended Concentration	Sample
ELISA Capture	1-4ug/mL	Rabbit anti-Human PRDX5 (CAP)(Cat. No.RM18051)
ELISA Detection	0.025-0.1ug/mL	Rabbit anti-Human PRDX5 (DET)(Cat. No.RM18052)
Standard	0.39-25ng/mL	Recombinant Human PRDX5 Protein

## Validation Data

---



This standard curve is only for demonstration purposes. A standard curve should be generated for each assay.