

Rabbit anti-Human ICAM-1 mAb(DET)

Catalog No.: RM18058

Basic Information

Catalog No.
RM18058

Catagory
Elisa Antibody Kit

Application
ELISA

Product Information

Ig Type
Rabbit IgG


Purification
Affinity purification


Endotoxin Level

Storage
Store at -20°C. Avoid freeze / thaw cycles. Preservative 0.05%ProClin 300.
Avoid repeated freeze-thaw cycles.

Formulation
Supplied as a 0.2um filtered solution in PBS with 0.05%ProClin 300,PH 7.4.

Contact

 | order@abclonal.com

 | support@abclonal.com

 | www.abclonal.com

Background

This gene encodes a cell surface glycoprotein which is typically expressed on endothelial cells and cells of the immune system. It binds to integrins of type CD11a / CD18, or CD11b / CD18 and is also exploited by Rhinovirus as a receptor.

Immunogen Information

Immunogen
Recombinant Human ICAM-1

Cross-Reactivity

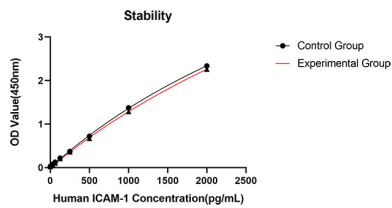
No cross-reactivity in ELISA assay with recombinant Human Galectin 1, Human sE-selectin, Human P-selectin, Human VCAM-1, Mouse.VCAM-1

Assay Applications

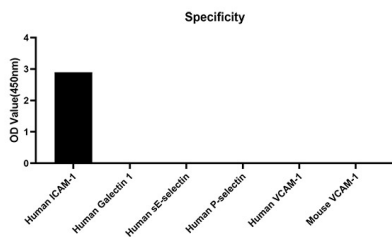
Human ICAM-1 Sandwich ELISA Immunoassay

	Recommended Concentration	Sample
ELISA Capture	1-4ug/mL	Rabbit anti-Human ICAM-1 mAb(CAP)(Cat. No.RM18057)
ELISA Detection	0.01-0.04ug/mL	Rabbit anti-Human ICAM-1 mAb(DET)(Cat. No.RM18058)
Standard	31.25-2000pg/mL	Recombinant Human ICAM-1 Protein

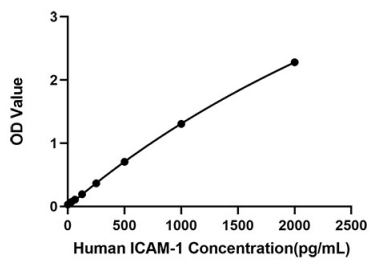
Validation Data



Placed at 37°C for 3 days, the stability of the standard curve all conform to CV <10%.



No significant cross-reactivity or interference was observed.



This standard curve is only for demonstration purposes. A standard curve should be generated for each assay.