

Rabbit anti-Human VCAM-1 mAb(CAP)

Catalog No.: RMK0013

Basic Information

Catalog No.
RMK0013

Catagory
Elisa Antibody Kit

Application
ELISA

Product Information

Ig Type
Rabbit IgG


Purification
Affinity purification


Endotoxin Level

Storage
Store at -20°C. Avoid freeze / thaw cycles. Preservative[]0.05%ProClin 300.
Avoid repeated freeze-thaw cycles.

Formulation
Supplied as a 0.2um filtered solution in PBS with 0.05%ProClin 300,PH 7.4.

Contact

 | order@abclonal.com

 | support@abclonal.com

 | www.abclonal.com

Background

This gene is a member of the Ig superfamily and encodes a cell surface sialoglycoprotein expressed by cytokine-activated endothelium. This type I membrane protein mediates leukocyte-endothelial cell adhesion and signal transduction, and may play a role in the development of arteriosclerosis and rheumatoid arthritis. Three alternatively spliced transcripts encoding different isoforms have been described for this gene.

Immunogen Information

Immunogen
Recombinant Human VCAM-1

Cross-Reactivity

/

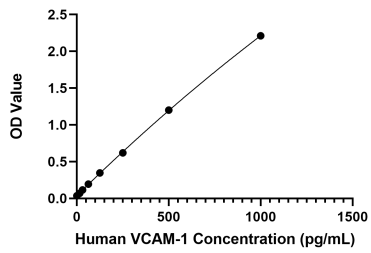
Assay Applications

Human VCAM-1 Sandwich ELISA Immunoassay

	Recommended Concentration	Sample
ELISA Capture	1-4ug/mL	Rabbit anti-Human VCAM-1 mAb(CAP)(Cat. No.RMK0013)
ELISA Detection	0.125-0.5ug/mL	Rabbit anti-Human VCAM-1 mAb(DET)(Cat. No.RMK0014)
Standard	15.63-1000pg/mL	RecombinantHuman VCAM-1 Protein(Cat. No.RP00972)

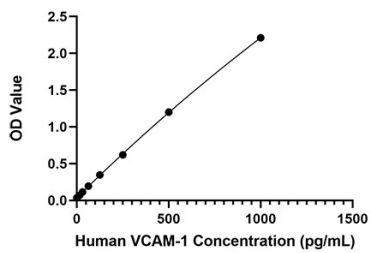
Validation Data

Human VCAM-1 stand curve



This standard curve is only for demonstration purposes. A standard curve should be generated for each assay.

Human VCAM-1 stand curve



This standard curve is only for demonstration purposes. A standard curve should be generated for each assay.