

Anti-Human Fas Ligand/TNFSF6 (DET)

Catalog No.: RMK0036

Basic Information

Catalog No.
RMK0036

Catagory
Elisa Antibody Kit

Application
ELISA

Product Information

Ig Type
Rabbit IgG


Purification
Affinity purification


Endotoxin Level

Storage
Store at -20°C. Avoid freeze / thaw cycles. Preservative 0.05%ProClin 300.
Avoid repeated freeze-thaw cycles.

Formulation
Supplied as a 0.2um filtered solution in PBS with 0.05%ProClin 300,PH 7.4.

Contact

 | order@abclonal.com

 | support@abclonal.com

 | www.abclonal.com

Background

Fas ligand (FasL), also known as TNFSF6, CD178, or CD95L, is a member of the tumor necrosis factor (TNF) superfamily. Cytokine that binds to TNFRSF6/FAS, a receptor that transduces the apoptotic signal into cells. Involved in cytotoxic T-cell-mediated apoptosis, natural killer cell-mediated apoptosis and in T-cell development. Initiates fratricidal/suicidal activation-induced cell death (AICD) in antigen-activated T-cells contributing to the termination of immune responses (By similarity). TNFRSF6/FAS-mediated apoptosis has also a role in the induction of peripheral tolerance. Binds to TNFRSF6B/DcR3, a decoy receptor that blocks apoptosis. Human FasL was first isolated using reverse polymerase chain reaction of peripheral blood lymphocyte mRNA. The gene for FasL codes for a 40 kDa type II membrane spanning protein containing 281 amino acids (aa). FasL is 76.9% identical to its mouse counterpart at the aa level and is constitutively expressed primarily in activated T lymphocytes and immune-privileged tissues including eye, testis, and pl...

Immunogen Information

Immunogen
Recombinant Human FasL/CD178

Cross-Reactivity

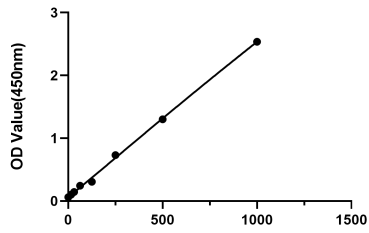
/

Assay Applications

Human Fas Ligand/TNFSF6 Sandwich ELISA Immunoassay

	Recommended Concentration	Sample
ELISA Capture	1-4 ug/mL	Rabbit anti-Human Fas Ligand/TNFSF6 (CAP)(Cat. No.RMK0035)
ELISA Detection	0.0625-0.25ug/mL	Rabbit anti-Human Fas Ligand/TNFSF6 (DET)(Cat. No.RMK0036)
Standard	15.625-1000pg/mL	Recombinant Human Fas Ligand/TNFSF6 Protein(Cat. No.RP02353)

Validation Data



This standard curve is only for demonstration purposes. A standard curve should be generated for each assay.