

# Rabbit anti-Human Neurogranin mAb

**Catalog No.:** RMK0142

## Basic Information

**Catalog No.**  
RMK0142

**Catagory**  
Elisa Antibody Kit

**Application**  
ELISA

## Product Information

**Ig Type**  
Rabbit IgG


**Purification**  
Affinity purification


**Endotoxin Level**

**Storage**  
Store at -20°C. Avoid freeze / thaw cycles. Preservative 0.05%ProClin 300.  
**Avoid repeated freeze-thaw cycles.**

**Formulation**  
Supplied as a 0.2um filtered solution in PBS with 0.05%ProClin 300,PH 7.4.

## Contact

 | order@abclonal.com

 | support@abclonal.com

 | www.abclonal.com

## Background

Neurogranin (NRGN) is the human homolog of the neuron-specific rat RC3/neurogranin gene. This gene encodes a postsynaptic protein kinase substrate that binds calmodulin in the absence of calcium. The NRGN gene contains four exons and three introns. The exons 1 and 2 encode the protein and exons 3 and 4 contain untranslated sequences. It is suggested that the NRGN is a direct target for thyroid hormone in human brain, and that control of expression of this gene could underlay many of the consequences of hypothyroidism on mental states during development as well as in adult subjects.

## Immunogen Information

**Immunogen**  
Recombinant Human Neurogranin protein

## Cross-Reactivity

/

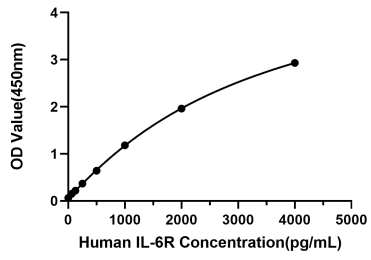
## Assay Applications

Human Interleukin 6 receptor (IL-6R) Sandwich ELISA Immunoassay

	Recommended Concentration	Sample
ELISA Capture	1-4ug/mL	Rabbit anti-Human Interleukin 6 receptor (IL-6R) (CAP)(Cat. No.RMK0142)
ELISA Detection	0.05-0.2ng/mL	Rabbit anti-Human Interleukin 6 receptor (IL-6R) (DET)(Cat. No.RMK0143)
Standard	62.5-4000pg/mL	Recombinant Human Interleukin 6 receptor (IL-6R) Protein(Cat. No.RP00269)

## Validation Data

---



This standard curve is only for demonstration purposes. A standard curve should be generated for each assay.