

Rabbit anti- Human IL-1 alpha mAb(DET)

Catalog No.: RMK0149

Basic Information

Catalog No.
RMK0149

Catagory
Elisa Antibody Kit

Application
ELISA

Product Information

Ig Type
Rabbit IgG


Purification
Affinity purification


Endotoxin Level

Storage
Store at -20°C. Avoid freeze / thaw cycles. Preservative 0.05%ProClin 300.
Avoid repeated freeze-thaw cycles.

Formulation
Supplied as a 0.2um filtered solution in PBS with 0.05%ProClin 300,PH 7.4.

Contact

 | order@abclonal.com

 | support@abclonal.com

 | www.abclonal.com

Background

The protein encoded by this gene is a member of the interleukin 1 cytokine family. This cytokine is a pleiotropic cytokine involved in various immune responses, inflammatory processes, and hematopoiesis. This cytokine is produced by monocytes and macrophages as a proprotein, which is proteolytically processed and released in response to cell injury, and thus induces apoptosis. This gene and eight other interleukin 1 family genes form a cytokine gene cluster on chromosome 2. It has been suggested that the polymorphism of these genes is associated with rheumatoid arthritis and Alzheimer's disease.

Immugen Information

Immugen
Recombinant Human IL-1 alpha

Cross-Reactivity

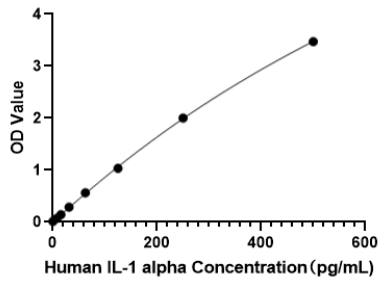
/

Assay Applications

Human IL-1 alpha Sandwich ELISA Immunoassay

	Recommended Concentration	Sample
ELISA Capture	1-4ug/mL	Rabbit anti-Human IL-1 alpha (CAP)(Cat. No.RMK0148)
ELISA Detection	0.005-0.02ug/mL	Rabbit anti-Human IL-1 alpha (DET)(Cat. No.RMK0149)
Standard	7.8-500pg/mL	Recombinant Human IL-1 alpha Protein(Cat. No.RP00098)

Validation Data



This standard curve is only for demonstration purposes. A standard curve should be generated for each assay.