

# Rabbit anti-Mouse NGAL mAb(CAP)

**Catalog No.:** RMK0152

## Basic Information

**Catalog No.**  
RMK0152

**Category**  
Elisa Antibody Kit

**Application**  
ELISA

## Product Information

**Ig Type**  
Rabbit IgG


**Purification**  
Affinity purification


**Endotoxin Level**  
/

**Storage**  
Store at -20°C.  
**Avoid repeated freeze-thaw cycles.**

**Formulation**  
Supplied as a 0.2 µm filtered solution in PBS with 0.05% Proclin 300, pH 7.3.

## Contact

 | [order@abclonal.com](mailto:order@abclonal.com)

 | [support@abclonal.com](mailto:support@abclonal.com)

 | [www.abclonal.com](http://www.abclonal.com)

## Background

The Lipocalin family comprises a diverse group of mostly secreted soluble proteins that bind hydrophobic ligands and act as transporters, carrying small molecules to specific cells. Lipocalins are related by possessing an 8-stranded beta-barrel structure.

## Immunogen Information

**Immunogen**  
Recombinant Mouse NGAL

## Cross-Reactivity

Mouse

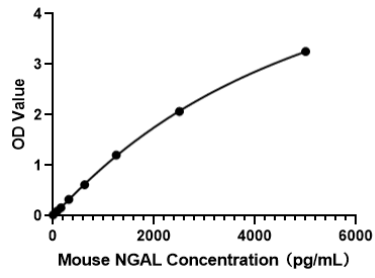
## Assay Applications

Mouse Lipocalin-2/NGAL Sandwich ELISA Immunoassay

	Recommended Concentration	Sample
ELISA Capture	0.5-2 µg/mL	Rabbit anti-Mouse NGAL mAb (Cat. No. RMK0152)
ELISA Detection	1.25-5 ng/mL	Rabbit anti-Mouse NGAL mAb (Cat. No. RMK0153)
Standard	78.1-5000 pg/mL	Recombinant Mouse Lipocalin-2/NGAL/LCN2 Protein (Cat. No. RP01064)

## Validation Data

---



This standard curve is only for demonstration purposes. A standard curve should be generated for each assay.