

# Rabbit anti-Human TREM2 mAb

**Catalog No.:** RMK0230

## Basic Information

**Catalog No.**  
RMK0230

**Catagory**  
Elisa Antibody Kit

**Application**  
multiplex assay

## Product Information

**Ig Type**  
Rabbit IgG


**Purification**  
Affinity purification


**Endotoxin Level**

**Storage**  
Store at -20°C. Avoid freeze / thaw cycles. Preservative[]0.05%ProClin 300.  
**Avoid repeated freeze-thaw cycles.**

**Formulation**  
Supplied as a 0.2um filtered solution in PBS,PH 7.4 containing Human TREM2 Antibody.

## Contact

 | [order@abclonal.com](mailto:order@abclonal.com)

 | [support@abclonal.com](mailto:support@abclonal.com)

 | [www.abclonal.com](http://www.abclonal.com)

## Background

This gene encodes a membrane protein that forms a receptor signaling complex with the TYRO protein tyrosine kinase binding protein. The encoded protein functions in immune response and may be involved in chronic inflammation by triggering the production of constitutive inflammatory cytokines. Defects in this gene are a cause of polycystic lipomembranous osteodysplasia with sclerosing leukoencephalopathy (PLOS). Alternative splicing results in multiple transcript variants encoding different isoforms.

## Immunogen Information

**Immunogen**  
Recombinant Human TREM2 Protein

## Cross-Reactivity

/

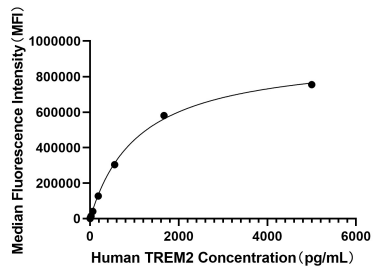
## Assay Applications

Human TREM2 multiplex assay

	Recommended Concentration	Sample
Multiplex Capture	3-20ug/mL	Rabbit anti-Human TREM2 mAb(Cat. No.RM17952)
Multiplex Detection	0.017-2ug/mL	Rabbit anti-Human TREM2 mAb(Cat. No.RMK0230)
Standard	6.86-5000pg/mL	Recombinant Human TREM2 Protein

## Validation Data

---



This standard curve is only for demonstration purposes. A standard curve should be generated for each assay.