

Rabbit anti-Human CEACAM-1/CD66a mAb(DET)

Catalog No.: RMK0273

Basic Information

Catalog No.
RMK0273

Catagory
Elisa Antibody Kit

Application
ELISA

Product Information

Ig Type
Rabbit IgG


Purification
Affinity purification


Endotoxin Level

Storage
Store at -20°C. Avoid freeze / thaw cycles. Preservative 0.05%ProClin 300.
Avoid repeated freeze-thaw cycles.

Formulation
Supplied as a 0.2um filtered solution in PBS with 0.05%ProClin 300,PH 7.4.

Contact

 | order@abclonal.com

 | support@abclonal.com

 | www.abclonal.com

Background

This gene encodes a member of the carcinoembryonic antigen (CEA) gene family, which belongs to the immunoglobulin superfamily. Two subgroups of the CEA family, the CEA cell adhesion molecules and the pregnancy-specific glycoproteins, are located within a 1.2 Mb cluster on the long arm of chromosome 19. Eleven pseudogenes of the CEA cell adhesion molecule subgroup are also found in the cluster. The encoded protein was originally described in bile ducts of liver as biliary glycoprotein. Subsequently, it was found to be a cell-cell adhesion molecule detected on leukocytes, epithelia, and endothelia. The encoded protein mediates cell adhesion via homophilic as well as heterophilic binding to other proteins of the subgroup. Multiple cellular activities have been attributed to the encoded protein, including roles in the differentiation and arrangement of tissue three-dimensional structure, angiogenesis, apoptosis, tumor suppression, metastasis, and the modulation of innate and adaptive immune responses. Multiple transcript variants encoding...

Immunogen Information

Immunogen
Recombinant Human CD66a

Cross-Reactivity

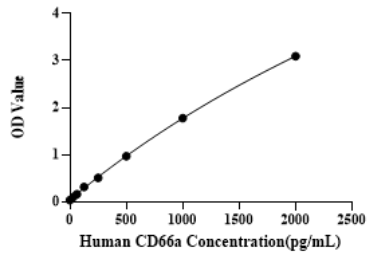
Human

Assay Applications

Human CEACAM-1/CD66a Sandwich ELISA Immunoassay

	Recommended Concentration	Sample
ELISA Capture	1-4ug/mL	Rabbit anti-Human CEACAM-1/CD66a (CAP)(Cat. No.RMK0272)
ELISA Detection	0.00165-0.066ug/mL	Rabbit anti-Human CEACAM-1/CD66a(DET)(Cat. No.RMK0273)
Standard	31.25-2000pg/mL	Recombinant Human CEACAM-1/CD66a Protein (Cat. No.RP00294)

Validation Data



This standard curve is only for demonstration purposes. A standard curve should be generated for each assay.