

Rabbit anti- Human IFN gamma mAb

Catalog No.: RMK0414

Basic Information

Catalog No.
RMK0414

Catagory
Elisa Antibody Kit

Application
ELISA

Product Information

Ig Type
Rabbit IgG

Purification
Affinity purification

Endotoxin Level

Storage
Store at -20°C. Avoid freeze / thaw cycles. Preservative 0.05%ProClin 300.
Avoid repeated freeze-thaw cycles.

Formulation
Supplied as a 0.2um filtered solution in PBS with 0.1%Braveds MB-1,PH 7.8.

Contact

 | order@abclonal.com

 | support@abclonal.com

 | www.abclonal.com

Background

Interferon-gamma (IFN- γ) is an important immunomodulatory cytokine, affecting both the innate and adaptive immune systems. It was discovered in 1965 as a soluble anti-viral factor and has since been shown to promote host defense against a wide variety of pathogens. IFN- γ signaling plays a key role in host defense by promoting macrophage activation, upregulating the expression of antigen processing and presentation molecules, driving the development and activation of Th1 cells, enhancing natural killer cell activity, regulating B cell functions, and inducing the production of chemokines that promote effector cell trafficking to sites of inflammation. Receptor subunit for interferon gamma/INFG that plays crucial roles in antimicrobial, antiviral, and antitumor responses by activating effector immune cells and enhancing antigen presentation. Associates with transmembrane accessory factor IFNGR2 to form a functional receptor. Upon ligand binding, the intracellular domain of IFNGR1 opens out to allow association of downstream signaling compon...

Immugen Information

Immugen
Recombinant Human IFN gamma

Cross-Reactivity

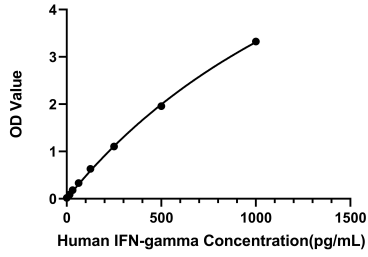
/

Assay Applications

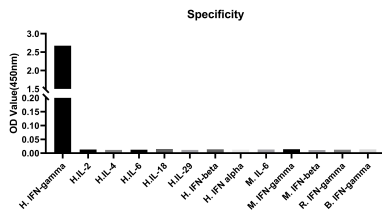
Human IFN gamma ELISA assay

		Recommended Concentration	Sample
ELISA assay	Capture	0.5-2ug/mL	Rabbit anti-Human IFN gamma mAb (Cat. No. RMK0413)
	Detection	0.00625-0.025ug/mL	Rabbit anti-Human IFN gamma mAb (Cat. No. RMK0414)
	Standard	15.63-1000pg/mL	Recombinant Human IFN gamma Protein

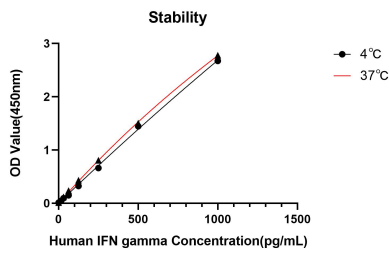
Validation Data



This standard curve is only for demonstration purposes. A standard curve should be generated for each assay.



No significant cross-reactivity or interference was observed.



Placed at 37°C for 7 days, the stability of the standard curve all conform to CV <10%.