

Rabbit anti-Mouse EGF mAb

Catalog No.: RMK0419

Basic Information

Catalog No.

RMK0419

Catagory

Elisa Antibody Kit

Application

ELISA, Multiplex

Product Information

Ig Type

Rabbit IgG

Purification

Affinity purification

Endotoxin Level

Storage


Store at -20°C. Avoid freeze / thaw cycles. Preservative 0.05% ProClin 300.


Avoid repeated freeze-thaw cycles.

Formulation

Supplied as a 0.2um filtered solution in PBS with 0.1% Bredas MB-1, PH 7.8.

Contact

 | order@abclonal.com

 | support@abclonal.com

 | www.abclonal.com

Background

EGF stimulates the growth of various epidermal and epithelial tissues in vivo and in vitro and of some fibroblasts in cell culture. Magnesiotropic hormone that stimulates magnesium reabsorption in the renal distal convoluted tubule via engagement of EGFR and activation of the magnesium channel TRPM6 (By similarity).

Immunogen Information

Immunogen

Recombinant Mouse EGF

Cross-Reactivity

/

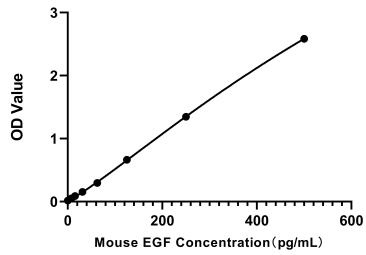
Assay Applications

Mouse EGF Multiplex/ELISA

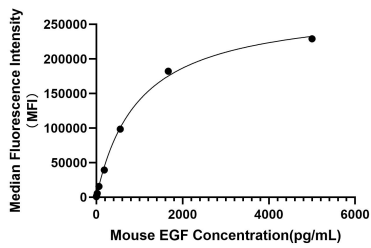
| | | Recommended Concentration | Sample |
|-----------|-----------|---------------------------|--|
| Multiplex | Capture | 3-20ug/mL | Rabbit anti-Mouse EGF mAb (Cat. No. RMK0419) |
| | Detection | 0.017-2ug/mL | Rabbit anti-Mouse EGF mAb (Cat. No. RMK0420) |
| | Standard | 6.86-5000pg/mL | Recombinant Mouse EGF Protein (Cat. No. RP01684) |

| | | | |
|-------|-----------|-------------------|--|
| ELISA | Capture | 0.25-1ug/mL | Rabbit anti-Mouse EGF mAb(Cat. No.RMK0419) |
| | Detection | 0.0166-0.066ug/mL | Rabbit anti-Mouse EGF mAb (Cat. No. RMK0420) |
| | Standard | 7.81-500pg/mL | Recombinant Mouse EGF Protein (Cat. No. RP01684) |

Validation Data



This standard curve is only for demonstration purposes. A standard curve should be generated for each assay.



This standard curve is only for demonstration purposes. A standard curve should be generated for each assay.