

# Rabbit anti-Mouse IgE mAb

**Catalog No.:** RMK0425

## Basic Information

**Catalog No.**  
RMK0425

**Catagory**  
Elisa Antibody Kit

**Application**  
Multiplex

## Product Information

**Ig Type**  
Rabbit IgG


**Purification**  
Affinity purification


**Endotoxin Level**


**Storage**  
Store at -20°C. Avoid freeze / thaw cycles.  
**Avoid repeated freeze-thaw cycles.**

**Formulation**  
Supplied as a 0.2µm filtered solution in PBS with 0.05% Proclin300, PH 7.4.

## Contact

 | [order@abclonal.com](mailto:order@abclonal.com)

 | [support@abclonal.com](mailto:support@abclonal.com)

 | [www.abclonal.com](http://www.abclonal.com)

## Background

Our NorthernLights fluorescent secondary antibodies are bright and resistant to photobleaching. We are currently offering secondary antibodies recognizing mouse, rat, goat, sheep, and rabbit IgG as well as chicken IgY. These reagents are available with three distinct excitation and emission maxima, making them ideal for multi-color fluorescence microscopy.

## Immunogen Information

**Immunogen**  
Recombinant Mouse IgE Protein

## Cross-Reactivity

Mouse

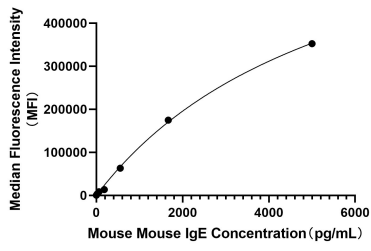
## Assay Applications

Mouse IgE Multiplex

		Recommended Concentration	Sample
Multiplex	Capture	0.1-5ug/mL	Rabbit anti-Mouse IgE mAb(Cat. No. RMK0424)
	Detection	0.5-2ug/mL	Rabbit anti-Mouse IgE mAb(Cat. No.RMK0425)
	Standard	6.86-5000pg/mL	Recombinant Mouse IgE Protein

## Validation Data

---



This standard curve is only for demonstration purposes. A standard curve should be generated for each assay.