

Rabbit anti- Human TRAIL/TNFSF10 mAb

Catalog No.: RMK0438

Basic Information

Catalog No.
RMK0438

Catagory
Elisa Antibody Kit

Application
ELISA

Product Information

Ig Type
Rabbit IgG


Purification
Affinity purification


Endotoxin Level

Storage
Store at -20°C.
Avoid repeated freeze-thaw cycles.

Formulation
Supplied as a 0.2um filtered solution in PBS with 0.05%ProClin 300,PH 7.4.

Contact

 | order@abclonal.com

 | support@abclonal.com

 | www.abclonal.com

Background

The protein encoded by this gene is a cytokine that belongs to the tumor necrosis factor (TNF) ligand family. This protein preferentially induces apoptosis in transformed and tumor cells, but does not appear to kill normal cells although it is expressed at a significant level in most normal tissues. This protein binds to several members of TNF receptor superfamily including TNFRSF10A/TRAILR1, TNFRSF10B/TRAILR2, TNFRSF10C/TRAILR3, TNFRSF10D/TRAILR4, and possibly also to TNFRSF11B/OPG. The activity of this protein may be modulated by binding to the decoy receptors TNFRSF10C/TRAILR3, TNFRSF10D/TRAILR4, and TNFRSF11B/OPG that cannot induce apoptosis. The binding of this protein to its receptors has been shown to trigger the activation of MAPK8/JNK, caspase 8, and caspase 3. Alternatively spliced transcript variants encoding different isoforms have been found for this gene.

Immunogen Information

Immunogen
Recombinant Human TRAIL/TNFSF10

Cross-Reactivity

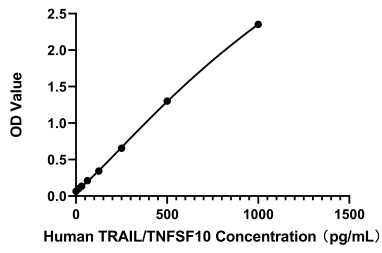
/

Assay Applications

Human TRAIL/TNFSF10 ELISA

		Recommended Concentration	Sample
ELISA	Capture	0.5-2ug/mL	Rabbit anti-Human TRAIL/TNFSF10 mAb (Cat. No.RMK0437)
	Detection	0.05-0.2ug/mL	Rabbit anti-Human TRAIL/TNFSF10 mAb (Cat. No.RMK0438)
	Standard	15.63-1000pg/mL	Recombinant Human TRAIL/TNFSF10 Protein

Validation Data



This standard curve is only for demonstration purposes. A standard curve should be generated for each assay.