

# Rabbit anti-Human IL-4 mAb

**Catalog No.:** RMK0452

## Basic Information

**Catalog No.**  
RMK0452

**Catagory**  
Elisa Antibody Kit

**Application**  
ELISA, Multiplex

## Product Information

**Ig Type**  
Rabbit IgG

**Purification**  
Affinity purification

**Endotoxin Level**

**Storage**  
Store at -20°C.  
**Avoid repeated freeze-thaw cycles.**

**Formulation**  
Supplied as a 0.2um filtered solution in PBS with 0.05%ProClin 300,PH 7.4.

## Contact

 | [order@abclonal.com](mailto:order@abclonal.com)

 | [support@abclonal.com](mailto:support@abclonal.com)

 | [www.abclonal.com](http://www.abclonal.com)

## Background

The protein encoded by this gene is a pleiotropic cytokine produced by activated T cells. This cytokine is a ligand for interleukin 4 receptor. The interleukin 4 receptor also binds to IL13, which may contribute to many overlapping functions of this cytokine and IL13. STAT6, a signal transducer and activator of transcription, has been shown to play a central role in mediating the immune regulatory signal of this cytokine. This gene, IL3, IL5, IL13, and CSF2 form a cytokine gene cluster on chromosome 5q, with this gene particularly close to IL13. This gene, IL13 and IL5 are found to be regulated coordinately by several long-range regulatory elements in an over 120 kilobase range on the chromosome. IL4 is considered an important cytokine for tissue repair, counterbalancing the effects of proinflammatory type 1 cytokines, however, it also promotes allergic airway inflammation. Moreover, IL-4, a type 2 cytokine, mediates and regulates a variety of human host responses such as allergic, anti-parasitic, wound healing, and acute inflammation...

## Immunogen Information

**Immunogen**  
Recombinant fusion protein containing a sequence corresponding to amino acids 25-153 of human IL-4 (NP\_000580.1).

## Cross-Reactivity

/

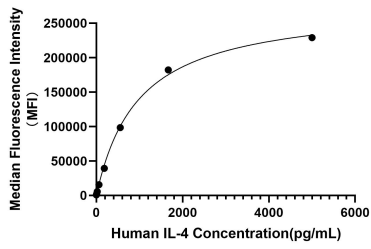
## Assay Applications

Human IL-4 Sandwich Immunoassay

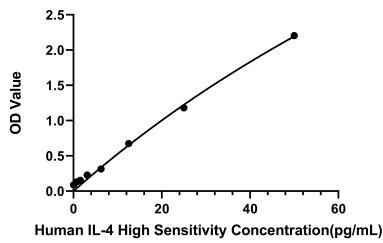
		Recommended Concentration	Sample
ELISA	Capture	1-4ug/mL	Rabbit anti-Human IL-4 mAb(Cat. No.RMK0452)
	Detection	0.05-0.2ug/mL	Rabbit anti-Human IL-4 mAb(Cat. No.RMK0466)
	Standard	0.78-50pg/mL	Recombinant Human IL-4 Protein(Cat. No.RP00995)

Multiplex	Capture	3-20ug/mL	Rabbit anti-Human IL-4 mAb(Cat. No.RMK0452)
	Detection	0.017-2ug/mL	Rabbit anti-Human IL-4 mAb(Cat. No.RMK0453)
	Standard	6.86-5000pg/mL	Recombinant Human IL-4 Protein

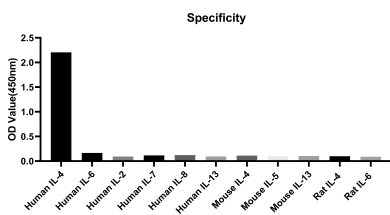
# Validation Data



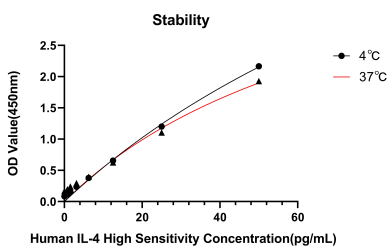
This standard curve is only for demonstration purposes. A standard curve should be generated for each assay.



This standard curve is only for demonstration purposes. A standard curve should be generated for each assay.



No significant cross-reactivity or interference was observed.



Placed at 37°C for 7 days, the stability of the standard curve all conform to CV <10%.