Leader in Biomolecular Solutions for Life Science

www.abclonal.com

Rabbit anti-Rat IL-6 mAb

Catalog No.: RMK0570 **1 Publications**

Basic Information

Catalog No.
RMK0570

Catagory
Elisa Antibody Kit

Application
Rat IL-6 Sandwich Immunoassay

Product Information

Ig Type
Rabbit IgG

Purification
Affinity purification

Endotoxin Level
N/A

Storage
Store at -20℃.
Avoid repeated freeze-thaw cycles.

Formulation
Supplied as a 0.2 μm filtered solution in PBS with 0.05% Proclin 300, PH 7.4.

Contact

order@abclonal.com

support@abclonal.com

www.abclonal.com

Background

Enables cytokine activity and interleukin-6 receptor binding activity. Involved in several processes, including cellular response to lipid; positive regulation of cell communication; and response to peptide hormone. Located in cytoplasm and extracellular space. Used to study several diseases, including acute necrotizing pancreatitis; disseminated intravascular coagulation; fatty liver disease; hypertension (multiple); and impotence. Biomarker of several diseases, including acute necrotizing pancreatitis; artery disease (multiple); auditory system disease (multiple); iron deficiency anemia; and lung disease (multiple). Human ortholog(s) of this gene implicated in several diseases, including autoimmune disease (multiple); eye disease (multiple); gastrointestinal system cancer (multiple); glucose metabolism disease (multiple); and periodontal disease (multiple). Orthologous to human IL6 (interleukin 6).

Immunogen Information

Immunogen
Recombinant rat IL-6 protein

Cross-Reactivity

Rat

Assay Applications

Rat IL-6 Sandwich Immunoassay

		Recommended Concentration	Sample
ELISA	Capture	1-4 μg/mL	Rabbit anti-Rat IL-6 mAb (Cat. No. RMK0570)
	Detection	0.005-0.02 μg/mL	Rabbit anti-Rat IL-6 mAb (Cat. No. RMK0571)
	Standard	15.63-1000 pg/mL	Recombinant Rat IL-6 Protein (Cat. No. RP01741)

Multiplex	Capture	3-20 μg/mL	Rabbit anti-Rat IL-6 mAb (Cat. No. RMK0618)
	Detection	0.017-2 μg/mL	Rabbit anti-Rat IL-6 mAb (Cat. No. RMK0570)
	Standard	6.86-5000 pg/mL	Recombinant Rat IL-6 Protein (Cat. No. RP01741)

Validation Data

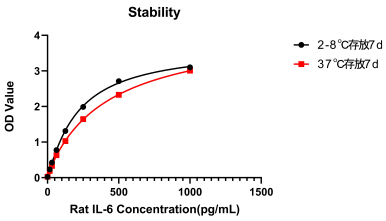

Placed at 37°C for 7 days, the stability of the standard curve all conform to CV <10%.

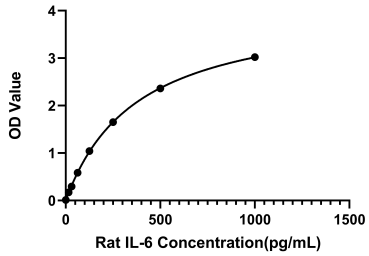

This standard curve is only for demonstration purposes. A standard curve should be generated for each assay.

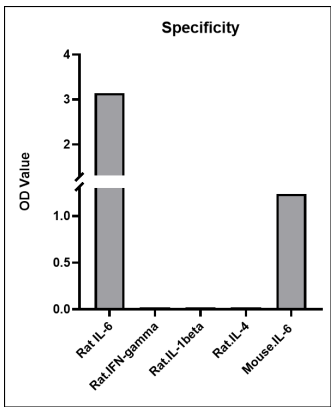

No significant cross-reactivity or interference was observed.| A sample containing 1 ng/mL of recombinant mouse IL-6 measured 113.44 pg/mL in this assay(11.34% cross-reactivity)