

Rabbit anti-Human Granzyme B mAb

Catalog No.: RMK0587

Basic Information

Catalog No.
RMK0587

Catagory
Elisa Antibody Kit

Application
ELISA

Product Information

Ig Type
Rabbit IgG


Purification
Affinity purification


Endotoxin Level
N/A

Storage
Store at -20°C.
Avoid repeated freeze-thaw cycles.

Formulation
Supplied as a 0.2 µm filtered solution in PBS with 0.05% Proclin 300, pH 7.3.

Contact

 | order@abclonal.com

 | support@abclonal.com

 | www.abclonal.com

Background

This gene encodes a member of the granzyme subfamily of proteins, part of the peptidase S1 family of serine proteases. The encoded preproprotein is secreted by natural killer (NK) cells and cytotoxic T lymphocytes (CTLs) and proteolytically processed to generate the active protease, which induces target cell apoptosis. This protein also processes cytokines and degrades extracellular matrix proteins, and these roles are implicated in chronic inflammation and wound healing. Expression of this gene may be elevated in human patients with cardiac fibrosis.

Immunogen Information

Immunogen
Recombinant Human Granzyme B protein

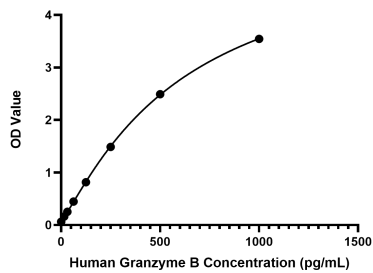
Cross-Reactivity

Assay Applications

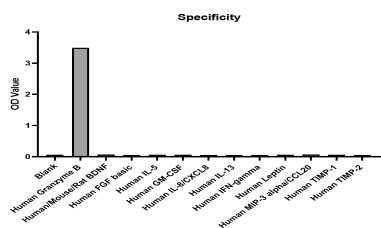
Human Granzyme B ELISA

		Recommended Concentration	Sample
ELISA	Capture	0.5-2 µg/mL	Rabbit anti-Human Granzyme B mAb(Cat. No. RMK0586)
	Detection	0.015-0.06 µg/mL	Rabbit anti-Human Granzyme B mAb(Cat. No. RMK0587)
	Standard	15.63-1000 pg/mL	Recombinant Human Granzyme B Protein

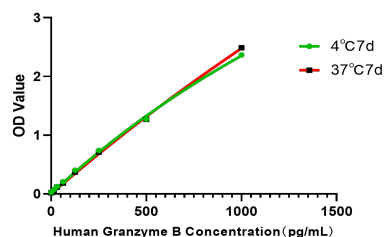
Validation Data



This standard curve is only for demonstration purposes. A standard curve should be generated for each assay.



No significant cross-reactivity or interference was observed.



Placed at 37°C for 7 days, the stability of the standard curve all conform to CV <10%.