Leader in Biomolecular Solutions for Life Science

www.abclonal.com

Rabbit anti-Human IL-18 mAb

Catalog No.: RMK0590

Basic Information

Catalog No.
RMK0590

Catagory
Elisa Antibody Kit

Application
ELISA

Product Information

Ig Type
Rabbit IgG

Purification
Affinity purification

Endotoxin Level

Storage
Store at -20℃.
Avoid repeated freeze-thaw cycles.

Formulation
Supplied as a 0.2 μm filtered solution in PBS with 0.05% Proclin 300, pH 7.3.

Contact

order@abclonal.com

support@abclonal.com

www.abclonal.com

Background

The protein encoded by this gene is a proinflammatory cytokine of the IL-1 family that is constitutively found as a precursor within the cytoplasm of a variety of cells including macrophages and keratinocytes. The inactive IL-18 precursor is processed to its active form by caspase-1, and is capable of stimulating interferon gamma production, and of regulating both T helper (Th) 1 and Th2 responses. This cytokine has been implicated in the injury of different organs, and in potentially fatal conditions characterized by a cytokine storm. In humans, IL-18 gene is located on chromosome 11. Alternatively spliced transcript variants encoding different isoforms have been found for this gene.

Immunogen Information

Immunogen
Recombinant Human IL-18 protein

Cross-Reactivity

Assay Applications

Human IL-18 Sandwich Immunoassay

		Recommended Concentration	Sample
ELISA	Capture	1-4 μg/mL	Rabbit anti-Human IL-18 mAb (Cat. No. RMK0590)
	Detection	0.0125-0.05 μg/mL	Rabbit anti-Human IL-18 mAb (Cat. No. RMK0591)
	Standard	23.44-500 pg/mL	Recombinant Human IL-18 Protein (Cat. No. RP00006)

Validation Data

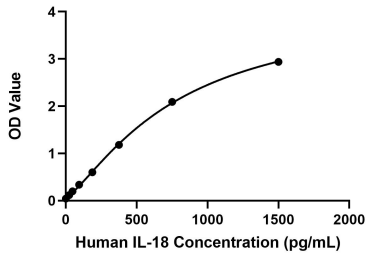

This standard curve is only for demonstration purposes. A standard curve should be generated for each assay.

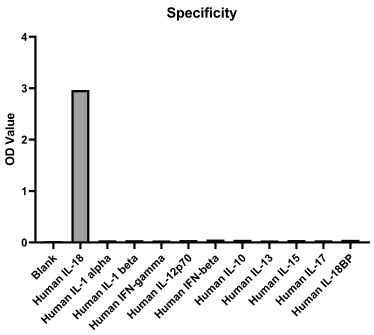

No significant cross-reactivity or interference was observed.

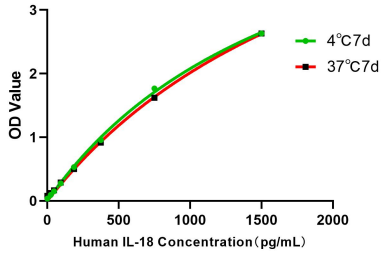

Placed at 37°C for 7 days, the stability of the standard curve all conform to CV <10%.