

Mouse anti-Human Thyroglobulin mAb

Catalog No.: RMK0621

Basic Information

Catalog No.
RMK0621

Catagory
Elisa Antibody Kit

Application
ELISA

Product Information

Ig Type
Mouse IgG

Purification
Affinity purification

Endotoxin Level
N/A

Storage
Store at -20°C.
Avoid repeated freeze-thaw cycles.

Formulation
Supplied as a 0.2 µm filtered solution in PBS with 0.05% Proclin 300, pH 7.3.

Contact

 | order@abclonal.com

 | support@abclonal.com

 | www.abclonal.com

Background

Thyroglobulin (Tg) is a glycoprotein homodimer produced predominantly by the thryroid gland. It acts as a substrate for the synthesis of thyroxine and triiodothyronine as well as the storage of the inactive forms of thyroid hormone and iodine. Thyroglobulin is secreted from the endoplasmic reticulum to its site of iodination, and subsequent thyroxine biosynthesis, in the follicular lumen. Mutations in this gene cause thyroid dysmorphogenesis, manifested as goiter, and are associated with moderate to severe congenital hypothyroidism. Polymorphisms in this gene are associated with susceptibility to autoimmune thyroid diseases (AITD) such as Graves disease and Hashimoto thyroiditis.

Immunogen Information

Immunogen
Recombinant Human Thyroglobulin protein

Cross-Reactivity

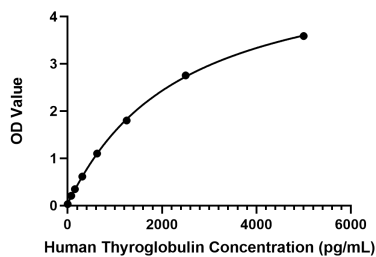
Human

Assay Applications

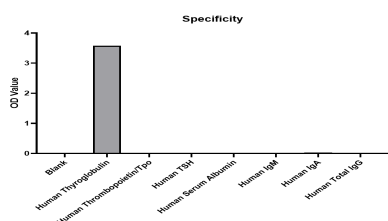
Human Thyroglobulin Sandwich Immunoassay

		Recommended Concentration	Sample
ELISA	Capture	0.15-0.6 µg/mL	Mouse anti-Human Thyroglobulin mAb (Cat. No. RMK0621)
	Detection	0.01-0.04 µg/mL	Mouse anti-Human Thyroglobulin mAb (Cat. No. RMK0622)
	Standard	78.125-5000 pg/mL	Recombinant Human Thyroglobulin Protein

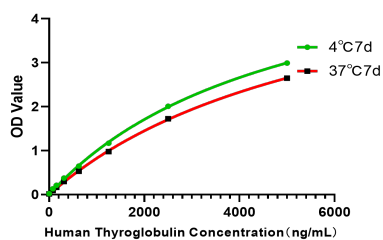
Validation Data



This standard curve is only for demonstration purposes. A standard curve should be generated for each assay.



No significant cross-reactivity or interference was observed.



Placed at 37°C for 7 days, the stability of the standard curve all conform to CV <10%.