Leader in Biomolecular Solutions for Life Science

www.abclonal.com

Rabbit anti-Mouse IL-18 mAb

Catalog No.: RMK0676

Basic Information

Catalog No.
RMK0676

Catagory
Elisa Antibody Kit

Application

Mouse IL-18 Sandwich Immunoassay

	Recommended Concentration	Sample
ELISA Capture	1-4 μg/mL	Rabbit anti-Mouse IL-18 mAb (Cat. No. RMK0675)
ELISA Detection	0.0025-0.01 μg/mL	Rabbit anti-Mouse IL-18 mAb (Cat. No. RMK0676)
Standard	15.63-1000 pg/mL	Recombinant Mouse IL-18 Protein (Cat. No. RP02521)

Product Information

Ig Type
Rabbit IgG

Purification
Affinity purification

Endotoxin Level
N/A

Storage
Store at -20℃
Avoid repeated freeze-thaw cycles.

Formulation
Supplied as a 0.2 μm filtered solution in PBS with 0.05% Proclin 300, pH 7.3.

Background

Enables cytokine activity. Involved in lipid homeostasis; positive regulation of cell differentiation; and positive regulation of cold-induced thermogenesis. Acts upstream of or within several processes, including interleukin-18-mediated signaling pathway; positive regulation of NIK/NF-kappaB signaling; and positive regulation of interferon-gamma production. Located in extracellular space. Is expressed in several structures, including back skin; dorsal aorta; gut; lymphatic system; and reproductive system. Used to study atopic dermatitis. Human ortholog(s) of this gene implicated in several diseases, including Kawasaki disease; allergic rhinitis; autoimmune disease (multiple); biliary atresia; and hepatitis B. Orthologous to human IL18 (interleukin 18).

Immunogen Information

Immunogen
Recombinant Mouse IL-18 protein

Cross-Reactivity

Mouse

Assay Applications

Mouse IL-18 Sandwich Immunoassay

	Recommended Concentration	Sample
ELISA Capture	1-4 μg/mL	Rabbit anti-Mouse IL-18 mAb (Cat. No. RMK0675)
ELISA Detection	0.0025-0.01 μg/mL	Rabbit anti-Mouse IL-18 mAb (Cat. No. RMK0676)
Standard	15.63-1000 pg/mL	Recombinant Mouse IL-18 Protein (Cat. No. RP02521)

Contact

order@abclonal.com

support@abclonal.com

www.abclonal.com

Validation Data

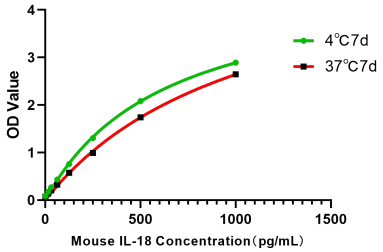

Placed at 37°C for 7 days, the stability of the standard curve all conform to CV <15%.

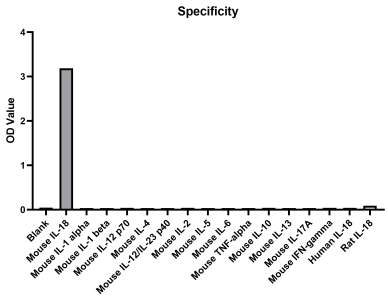

No significant cross-reactivity or interference was observed.

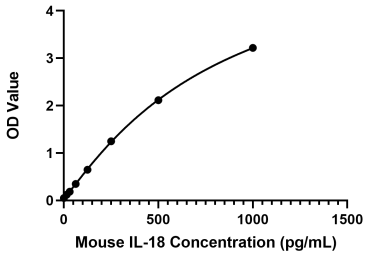

This standard curve is only for demonstration purposes. A standard curve should be generated for each assay.