

Recombinant Human IFN-alpha 1/13(Q114A) Protein

Catalog No.: RP00011 **Recombinant**

Sequence Information

Species	Gene ID	Swiss Prot
Human	3439	P01562

Tags

C-His

Synonyms

IFNA1;IFL;IFN;IFN-ALPHA;IFN-alphaD;IFNA13;IFNA

Product Information

Source	Purification
<i>E. coli</i>	> 97% by SDS-PAGE.

Endotoxin

< 0.1 EU/μg of the protein by LAL method.

Formulation

Lyophilized from a 0.22 μm filtered solution of PBS, pH 7.4. Contact us for customized product form or formulation.

Reconstitution

Centrifuge the vial before opening. Reconstitute to a concentration of 0.1-0.5 mg/mL in sterile distilled water. Avoid vortex or vigorously pipetting the protein. For long term storage, it is recommended to add a carrier protein or stabilizer (e.g. 0.1% BSA, 5% HSA, 10% FBS or 5% Trehalose), and aliquot the reconstituted protein solution to minimize freeze-thaw cycles.

Background

IFNA1, also known as IFN-alpha and IFNA, belongs to the alpha/beta interferon family. Interferons (IFNs) are proteins made and released by host cells in response to the presence of pathogens such as viruses, bacteria, parasites or tumor cells. Leukocyte interferon is produced predominantly by B lymphocytes. Immune interferon is produced by mitogen- or antigen-stimulated T lymphocytes. IFNA1 is produced by macrophages and has both anti-viral and immunomodulatory activities on target cells.

Basic Information

Description

Recombinant Human IFN-alpha 1/13(Q114A) Protein is produced by *E. coli* expression system. The target protein is expressed with sequence (Cys24-Glu189 (Ala114)) of human IFNA1 (Accession #NP_076918.1) fused with an initial Met at the N-terminus and a 6×His tag at the C-terminus.

Bio-Activity

Measured by its ability to stimulate GBP2 expression in 293T human embryonic kidney cells. 0.1-1 ng/mL of Recombinant Human IFNA1 can effectively stimulate GBP2 expression.^[2] Measured by its ability to stimulate human colon adenocarcinoma cells (Caco-2 cells). 10 ng/μL of Recombinant Human IFN-alpha 1/13(Q114A) can upregulate the expression of MDA5.

Storage

Store the lyophilized protein at -20°C to -80 °C for long term. After reconstitution, the protein solution is stable at -20 °C for 3 months, at 2-8 °C for up to 1 week. Avoid repeated freeze/thaw cycles.

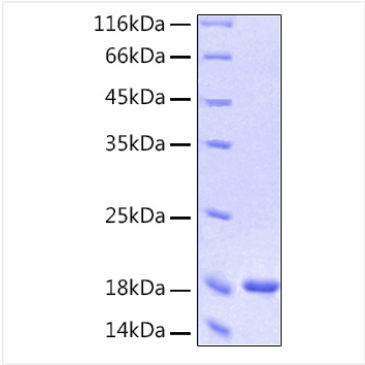
Contact

☎ | 400-999-6126

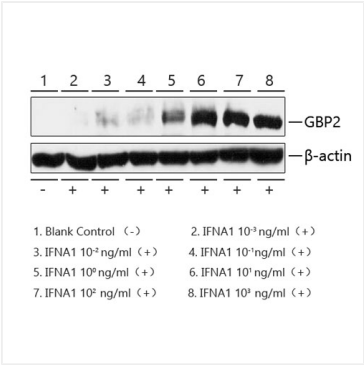
✉ | cn.market@abclonal.com.cn

🌐 | www.abclonal.com.cn


Validation Data



Recombinant Human IFN-alpha 1/13(Q114A)
Protein was determined by SDS-PAGE with
Coomassie Blue, showing a band at 18 kDa.



Active Recombinant Human IFNA1 stimulates
GBP2 expression in 293T human embryonic
kidney cells. 0.1-1ng/mL of Recombinant
Human IFNA1 can effectively Stimulating
GBP2 expression.



Active Recombinant Human IFN-alpha
1/13(Q114A) stimulates human colon
adenocarcinoma cells (Caco-2 cells). 10
ng/μL of Recombinant Human IFN-alpha
1/13(Q114A) can upregulate the expression
of MDA5. (Customer Feedback Data)