

Recombinant Human sTfR/CD71 Protein

Catalog No.: RP00085 **Recombinant** **1 Publications**

Sequence Information

Species	Gene ID	Swiss Prot
Human	7037	P02786

Tags

C-His

Synonyms

TFRC; CD71; IMD46; T9; TFR; TFR1; TR; TRFR; p90; transferrin receptor; CD71; IMD46; T9; TFR; TFR1; TR; TRFR; p90

Product Information

Source	Purification
HEK293 cells	> 97% by SDS-PAGE.

Endotoxin

< 0.1 EU/μg of the protein by LAL method.

Formulation

Lyophilized from a 0.22 μm filtered solution of PBS, pH 7.4. Contact us for customized product form or formulation.

Reconstitution

Centrifuge the vial before opening. Reconstitute to a concentration of 0.1-0.5 mg/mL in sterile distilled water. Avoid vortex or vigorously pipetting the protein. For long term storage, it is recommended to add a carrier protein or stabilizer (e.g. 0.1% BSA, 5% HSA, 10% FBS or 5% Trehalose), and aliquot the reconstituted protein solution to minimize free-thaw cycles.

Contact

☎ | 400-999-6126

✉ | cn.market@abclonal.com.cn

🌐 | www.abclonal.com.cn

Background

This protein is a cell surface receptor necessary for cellular iron uptake by the process of receptor-mediated endocytosis. This receptor is required for erythropoiesis and neurologic development. Multiple alternatively spliced variants have been identified.

Basic Information

Description

Recombinant Human sTfR/CD71 Protein is produced by HEK293 expression system. The target protein is expressed with sequence (Cys89-Phe760) of human sTfR (Accession #NP_001121620.1) fused with a 6×His tag at the C-terminus.


Bio-Activity

Measured by its binding ability in a functional ELISA. Immobilized Recombinant human Transferrin at 2 μg/mL (100 μL/well) can bind Recombinant human TfR with a linear range of 4-17 ng/mL.

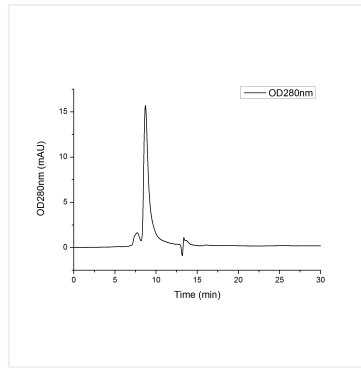
Storage

Store the lyophilized protein at -20°C to -80 °C for long term. (br)After reconstitution, the protein solution is stable at -20 °C for 3 months, at 2-8 °C for up to 1 week. Avoid repeated freeze/thaw cycles.

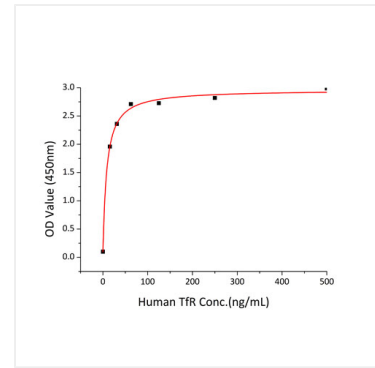
Validation Data



Recombinant Human sTfR/CD71 Protein was determined by SDS-PAGE with Coomassie Blue, showing a band at 85 kDa.



The purity of Human sTfR Protein (Cat.RP00085) was greater than 90% as determined by SEC-HPLC.



Immobilized Recombinant human Transferrin at 2 µg/mL (100 µL/well) can bind Recombinant human TfR with a linear range of 4-17 ng/mL.