

Recombinant Human Retinol-binding protein 4/PRBP Protein

Catalog No.: RP00284 **Recombinant**

Sequence Information

Species	Gene ID	Swiss Prot
Human	5950	P02753

Tags

C-hFc&His

Synonyms

MCOPCB10; RDCCAS;RBP4;RDCCAS

Product Information

Source	Purification
HEK293 cells	> 97% by SDS-PAGE.

Endotoxin

< 0.1 EU/μg of the protein by LAL method.

Formulation

Lyophilized from a 0.22 μm filtered solution of PBS, pH 7.4. Contact us for customized product form or formulation.


Reconstitution

Centrifuge the vial before opening. Reconstitute to a concentration of 0.1-0.5 mg/mL in sterile distilled water. Avoid vortex or vigorously pipetting the protein. For long term storage, it is recommended to add a carrier protein or stabilizer (e.g. 0.1% BSA, 5% HSA, 10% FBS or 5% Trehalose), and aliquot the reconstituted protein solution to minimize freeze-thaw cycles.

Contact

 | 400-999-6126

 | cn.market@abclonal.com.cn

 | www.abclonal.com.cn

Background

This protein belongs to the lipocalin family and is the specific carrier for retinol (vitamin A alcohol) in the blood. It delivers retinol from the liver stores to the peripheral tissues. In plasma, the RBP-retinol complex interacts with transthyretin which prevents its loss by filtration through the kidney glomeruli. A deficiency of vitamin A blocks secretion of the binding protein posttranslationally and results in defective delivery and supply to the epidermal cells.

Basic Information

Description

Recombinant Human Retinol-binding protein 4/PRBP Protein is produced by HEK293 expression system. The target protein is expressed with sequence (Glu19-Leu201) of human RBP4 (Accession #NP_006735.2) fused with an Fc, 6×His tag at the C-terminus.

Bio-Activity

Measured by its binding ability in a functional ELISA. Immobilized Human RBP4 Protein at 2 μg/mL (100 μL/well) can bind RBP4 Rabbit mAb with a linear range of 0.12-2.1 ng/mL.

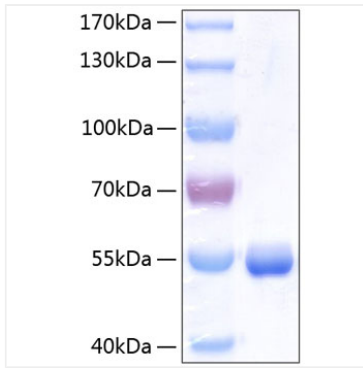
Storage

Store at -20°C. Store the lyophilized protein at -20°C to -80 °C up to 1 year from the date of receipt.

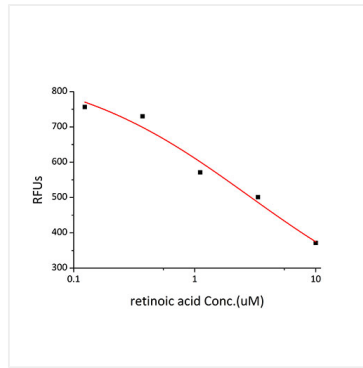
After reconstitution, the protein solution is stable at -20°C for 3 months, at 2-8°C for up to 1 week.

Avoid repeated freeze/thaw cycles.

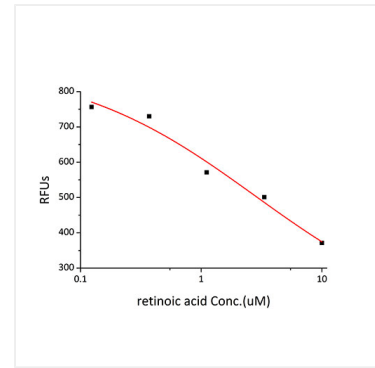
Validation Data



Recombinant Human Retinol-binding protein 4/PRBP Protein was determined by SDS-PAGE with Coomassie Blue, showing a band at 56 kDa.



Immobilized Human RBP4 Protein at 2 μg/mL (100 μL/well) can bind RBP4 Rabbit mAb with a linear range of 0.12-2.1 ng/mL.



Recombinant human RBP4 binds all-trans retinoic acid. The binding of retinoic acid results in the quenching of Trp fluorescence in RBP4. The 50% binding concentration (BC50) is > 2.81 μM.