

Recombinant Human B7-H5/Gi24/VISTA Protein

Catalog No.: RP00304 **Recombinant**

Sequence Information

Species	Gene ID	Swiss Prot
Human	64115	Q9H7M9

Tags

C-His

Synonyms

B7H5; B7-H5; VISTA; VSIR ; PD1H; PD-1H; 4632428N05Rik; C10orf54; Dies1; Gi24; PP2135; SISP1

Product Information

Source	Purification
HEK293 cells	> 95% by SDS-PAGE > 95% by HPLC

Calculated MW	Observed MW
19 kDa	32-70 kDa

Endotoxin

< 1 EU/μg of the protein by LAL method

Formulation

Lyophilized from 0.22 μm filtered solution in PBS (pH 7.4). Normally 8% trehalose is added as protectant before lyophilization.

Reconstitution

Centrifuge the vial before opening. Reconstitute to a concentration of 0.1-0.5 mg/mL in sterile distilled water. Avoid vortex or vigorously pipetting the protein. For long term storage, it is recommended to add a carrier protein or stabilizer (e.g. 0.1% BSA, 5% HSA, 10% FBS or 5% Trehalose), and aliquot the reconstituted protein solution to minimize free-thaw cycles.

Contact

☎ | 400-999-6126

✉ | cn.market@abclonal.com.cn

🌐 | www.abclonal.com.cn

Background

B7-H5, also known as VISTA , B7H5, Dies1, SISP1 and C10orf54, is a 55-65 kDa member of the Ig superfamily. It is a transmembrane molecule expressed in bone, on embryonic stem cells (ESCs), and on tumor cell surfaces.

Basic Information

Description

Recombinant Human B7-H5/Gi24/VISTA Protein is produced by HEK293 cells expression system. The target protein is expressed with sequence (Phe33-Ala194) of Human B7-H5/Gi24/VISTA (Accession #Q9H7M9) fused with a C-His tag at the C-terminus.

Bio-Activity

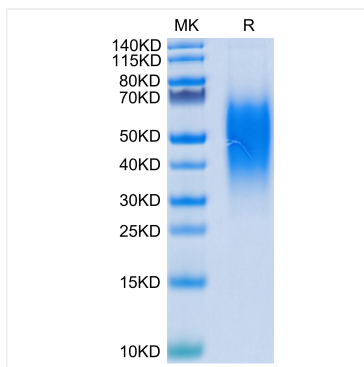
Storage

Store at -20°C. Store the lyophilized protein at -20°C to -80 °C up to 1 year from the date of receipt.

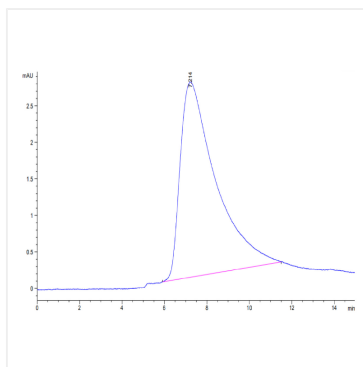
After reconstitution, the protein solution is stable at -20°C for 3 months, at 2-8°C for up to 1 week.

Avoid repeated freeze/thaw cycles.

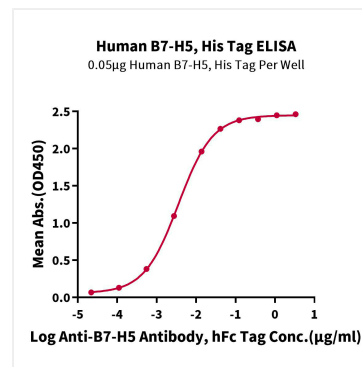
Validation Data



Human B7-H5 on Tris-Bis PAGE under reduced condition. The purity is greater than 95%.



The purity of Human B7-H5 is greater than 95% as determined by SEC-HPLC.



Immobilized Human B7-H5, His Tag at 0.5 µg/mL (100 µL/well) on the plate. Dose response curve for Anti-B7-H5 Antibody, hFc Tag with the EC_{50} of 3.6ng/mL determined by ELISA.