

Recombinant Human SLAMF7/CRACC/CD319 Protein

Catalog No.: RP00305 **Recombinant**

Sequence Information

Species	Gene ID	Swiss Prot
Human	57823	Q9NQ25-1

Tags

C-His&Avi

Synonyms

CD2 subset 1; CRACC; Novel Ly9; CD319; SLAMF7; CS1; 19A; FOAP-12

Product Information

Source	Purification
HEK293 cells	> 95% by SDS-PAGE > 95% by HPLC

Endotoxin

< 1 EU/μg of the protein by LAL method

Formulation

Lyophilized from 0.22 μm filtered solution in PBS (pH 7.4). Normally 8% trehalose is added as protectant before lyophilization.

Reconstitution

Centrifuge the vial before opening. Reconstitute to a concentration of 0.1-0.5 mg/mL in sterile distilled water. Avoid vortex or vigorously pipetting the protein. For long term storage, it is recommended to add a carrier protein or stabilizer (e.g. 0.1% BSA, 5% HSA, 10% FBS or 5% Trehalose), and aliquot the reconstituted protein solution to minimize free-thaw cycles.

Contact

☎ | 400-999-6126

✉ | cn.market@abclonal.com.cn

🌐 | www.abclonal.com.cn

Background

CD2-like receptor activating cytotoxic cells (CRACC), also known as CS1, novel Ly9, SLAMF7, and CD319, is a 65-75 kDa type I transmembrane glycoprotein in the SLAM subgroup of the CD2 family. Self-ligand receptor of the signaling lymphocytic activation molecule (SLAM) family. SLAM receptors triggered by homo- or heterotypic cell-cell interactions are modulating the activation and differentiation of a wide variety of immune cells and thus are involved in the regulation and interconnection of both innate and adaptive immune response.

Basic Information

Description

Recombinant Human SLAMF7/CRACC/CD319 Protein is produced by HEK293 cells expression system. The target protein is expressed with sequence (Ser23-Met226) of Human SLAMF7/CRACC/CD319 (Accession #Q9NQ25-1) fused with a C-His&Avi tag at the C-terminus.

Bio-Activity

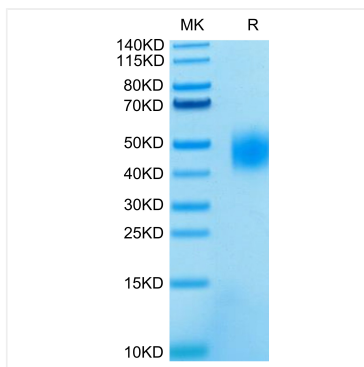
Storage

Store the lyophilized protein at -20°C to -80°C for 12 months.

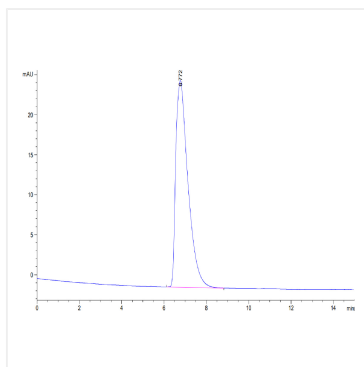
After reconstitution, the protein solution is stable at -20°C for 3 months, at 2-8°C for up to 1 week.

Avoid repeated freeze/thaw cycles.

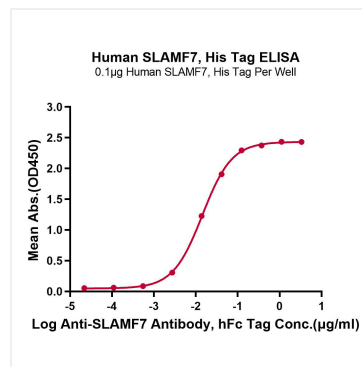
Validation Data



Human SLAMF7 on Tris-Bis PAGE under reduced condition. The purity is greater than 95%.



The purity of Human SLAMF7 is greater than 95% as determined by SEC-HPLC.



Immobilized Human SLAMF7, His Tag at 1 µg/mL (100 µL/well) on the plate. Dose response curve for Anti-SLAMF7 Antibody, hFc Tag with the EC₅₀ of 14.3ng/mL determined by ELISA.