

Biotinylated Recombinant Human SIRP-gamma/CD172g Protein

Catalog No.: RP00310B **Recombinant**

Sequence Information

Species	Gene ID	Swiss Prot
Human	55423	Q9P1W8

Tags

C-His&Avi

Synonyms

CD172g; FLJ42230; SIRP beta 2; SIRP gamma; SIRP-B2; SIRPG; Cripto-1; bA77C3.1; SIRP β 2

Product Information

Source	Purification
HEK293 cells	> 95% by SDS-PAGE > 95% by HPLC

Calculated MW	Observed MW
39.7 kDa	48-53 kDa

Endotoxin

< 1 EU/ μ g of the protein by LAL method

Formulation

Lyophilized from 0.22 μ m filtered solution in PBS (pH 7.4). Normally 8% trehalose is added as protectant before lyophilization.

Reconstitution

Centrifuge the vial before opening. Reconstitute to a concentration of 0.1-0.5 mg/mL in sterile distilled water. Avoid vortex or vigorously pipetting the protein. For long term storage, it is recommended to add a carrier protein or stabilizer (e.g. 0.1% BSA, 5% HSA, 10% FBS or 5% Trehalose), and aliquot the reconstituted protein solution to minimize free-thaw cycles.

Contact

☎ | 400-999-6126

✉ | cn.market@abclonal.com.cn

🌐 | www.abclonal.com.cn

Background

Signal regulatory protein gamma (SIRP gamma, designated CD172g), also called SIRP beta 2, is a monomeric 45-47 kDa type I transmembrane protein belonging to the SIRP/SHPS (CD172) family of the Ig superfamily. SIRP gamma is probable immunoglobulin-like cell surface receptor. On binding with CD47, mediates cell-cell adhesion. Engagement on T-cells by CD47 on antigen-presenting cells results in enhanced antigen-specific T-cell proliferation and costimulates T-cell activation.

Basic Information

Description

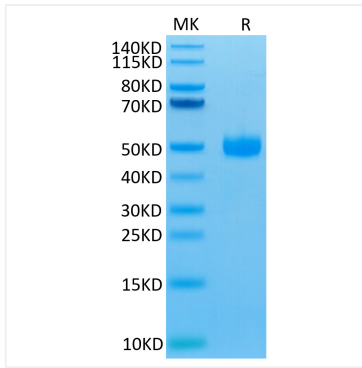
Biotinylated Recombinant Human SIRP-gamma/CD172g Protein is produced by HEK293 cells expression system. The target protein is expressed with sequence (Glu29-Pro360) of Human SIRP-gamma/CD172g (Accession #Q9P1W8) fused with a C-His&Avi tag at the C-terminus.

Bio-Activity

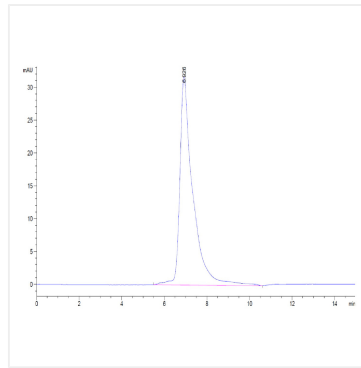
Storage

Store at -20°C. Store the lyophilized protein at -20°C to -80 °C up to 1 year from the date of receipt. After reconstitution, the protein solution is stable at -20°C for 3 months, at 2-8°C for up to 1 week. Avoid repeated freeze/thaw cycles.

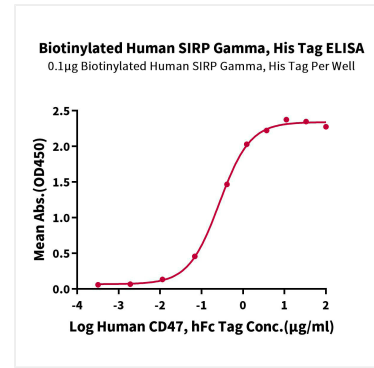
Validation Data



Biotinylated Human SIRP gamma on Tris-Bis PAGE under reduced condition. The purity is greater than 95%..



The purity of Biotinylated Human SIRP gamma is greater than 95% as determined by SEC-HPLC.



Immobilized Biotinylated Human SIRP Gamma, His Tag at 1 µg/mL (100 µL/well) on the streptavidin precoated plate (5 µg/mL). Dose response curve for Human CD47, hFc Tag with the EC₅₀ of 0.27 µg/mL determined by ELISA.