

Recombinant Human DLL4 Protein

Catalog No.: RP00311 **Recombinant**

Sequence Information

Species	Gene ID	Swiss Prot
Human	54567	Q9NR61

Tags
No Tag

Synonyms
DLL4; MGC126344; notch ligand DLL4;
Delta4; Delta-like 4

Product Information

Source	Purification
HEK293 cells	> 95% by SDS-PAGE > 95% by HPLC

Calculated MW	Observed MW
54.28 kDa	55-70 kDa

Endotoxin
< 1 EU/μg of the protein by LAL method

Formulation
Lyophilized from 0.22 μm filtered solution in PBS, 200 mM Arginine (pH 7.4). Normally 8% trehalose is added as protectant before lyophilization.

Reconstitution
Centrifuge the vial before opening. Reconstitute to a concentration of 0.1-0.5 mg/mL in sterile distilled water. Avoid vortex or vigorously pipetting the protein. For long term storage, it is recommended to add a carrier protein or stabilizer (e.g. 0.1% BSA, 5% HSA, 10% FBS or 5% Trehalose), and aliquot the reconstituted protein solution to minimize free-thaw cycles.

Contact

 | 400-999-6126

 | cn.market@abclonal.com.cn

 | www.abclonal.com.cn

Background

Delta-like protein 4 (DLL4) is a type I membrane protein belonging to the Delta/Serrate/Lag2 (DSL) family of Notch ligands. Activates NOTCH1 and NOTCH4. Involved in angiogenesis; negatively regulates endothelial cell proliferation and migration and angiogenic sprouting. Essential for retinal progenitor proliferation. Required for suppressing rod fates in late retinal progenitors as well as for proper generation of other retinal cell types (By similarity). During spinal cord neurogenesis, inhibits V2a interneuron fate.

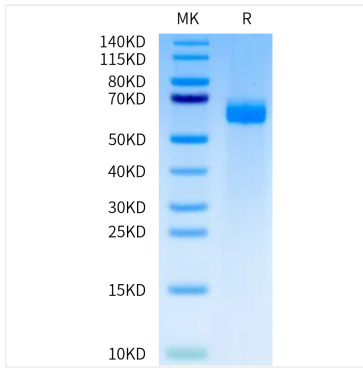
Basic Information

Description
Recombinant Human DLL4 Protein is produced by HEK293 cells expression system. The target protein is expressed with sequence (Ser27-Pro524) of Human DLL4 (Accession #Q9NR61) fused with No Tag.

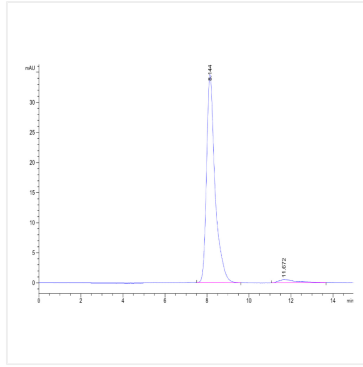
Bio-Activity

Storage
Store at -20°C. Store the lyophilized protein at -20°C to -80 °C up to 1 year from the date of receipt.
After reconstitution, the protein solution is stable at -20°C for 3 months, at 2-8°C for up to 1 week.
Avoid repeated freeze/thaw cycles.

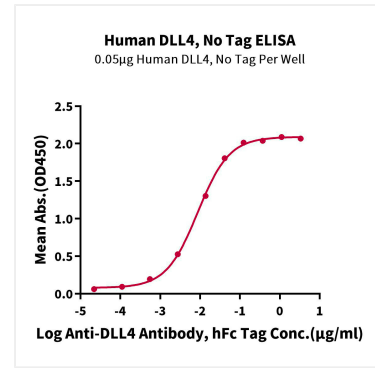
Validation Data



Human DLL4 on Tris-Bis PAGE under reduced condition. The purity is greater than 95%.



The purity of Human DLL4 is greater than 95% as determined by SEC-HPLC.



Immobilized Human DLL4, No Tag at 0.5 µg/mL (100 µL/well) on the plate. Dose response curve for Anti-DLL4 Antibody, hFc Tag with the EC_{50} of 8.7ng/mL determined by ELISA.