

Recombinant Human LILRB2/CD85d/ILT4 Protein

Catalog No.: RP00341 **Recombinant**

Sequence Information

Species	Gene ID	Swiss Prot
Human	10288	Q8N423-1

Tags

C-His&Avi

Synonyms

CD85d; ILT4; ILT-4; ILT4CD85d; LILRB2;
LIR2; MIR10

Product Information

Source	Purification
HEK293 cells	> 95% by SDS-PAGE > 95% by HPLC

Endotoxin

< 1 EU/μg of the protein by LAL method

Formulation

Lyophilized from 0.22 μm filtered solution in PBS (pH 7.4). Normally 8% trehalose is added as protectant before lyophilization.

Reconstitution

Centrifuge the vial before opening. Reconstitute to a concentration of 0.1-0.5 mg/mL in sterile distilled water. Avoid vortex or vigorously pipetting the protein. For long term storage, it is recommended to add a carrier protein or stabilizer (e.g. 0.1% BSA, 5% HSA, 10% FBS or 5% Trehalose), and aliquot the reconstituted protein solution to minimize freeze-thaw cycles.

Contact

 | 400-999-6126 | cn.market@abclonal.com.cn | www.abclonal.com.cn

Background

The immunoglobulin-like transcript (ILT) comprise a family of activating and inhibitory type immunoreceptors whose genes are located in the same locus that encodes killer cell Ig-like receptors (KIR). ILT4, also known as LIR-2 and LILRB2, is a type I transmembrane protein expressed primarily on monocytes and dendritic cells (DC). LILRB2 is a receptor for class I MHC antigens. Recognizes a broad spectrum of HLA-A, HLA-B, HLA-C, HLA-G and HLA-F alleles.

Basic Information

Description

Recombinant Human LILRB2/CD85d/ILT4 Protein is produced by HEK293 cells expression system. The target protein is expressed with sequence (Gln22-His458) of Human LILRB2/CD85d/ILT4 (Accession #Q8N423-1) fused with a C-His&Avi tag at the C-terminus.

Bio-Activity

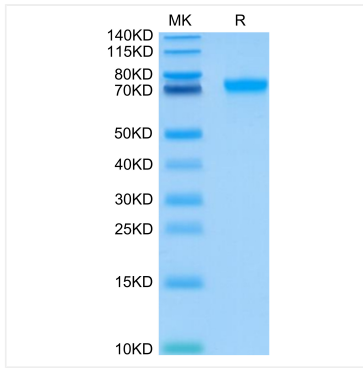
Storage

Store the lyophilized protein at -20°C to -80°C for 12 months.

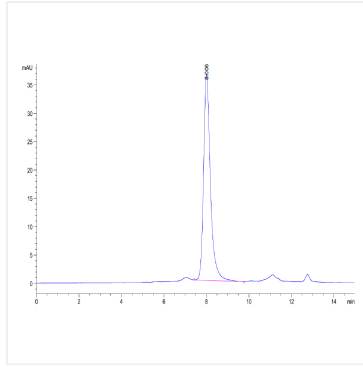
After reconstitution, the protein solution is stable at -20°C for 3 months, at 2-8°C for up to 1 week.

Avoid repeated freeze/thaw cycles.

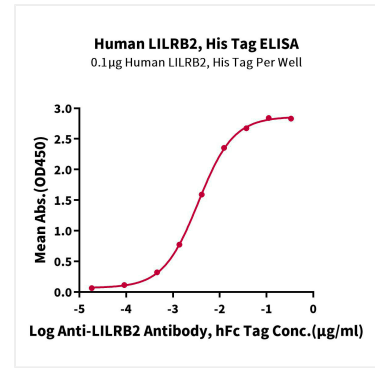
Validation Data



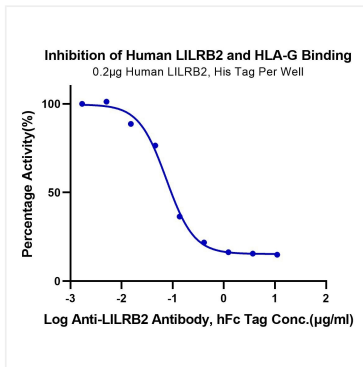
Human LILRB2 on Tris-Bis PAGE under reduced condition. The purity is greater than 95%.



The purity of Human LILRB2 is greater than 95% as determined by SEC-HPLC.



Immobilized Human LILRB2, His Tag at 1 µg/mL (100 µL/well) on the plate. Dose response curve for Anti-LILRB2 Antibody, hFc Tag with the EC_{50} of 3.5ng/mL determined by ELISA (QC Test).



Serial dilutions of Anti-LILRB2 Antibody were added into Human LILRB2, His Tag : Biotinylated HLA-G Complex Tetramer, His Tag binding reactions. The half maximal inhibitory concentration (IC_{50}) is 75.3ng/mL.