

# Recombinant Human TACTILE/CD96 (C110S) Protein

Catalog No.: RP00342 **Recombinant**

## Sequence Information

Species	Gene ID	Swiss Prot
Human	10225	P40200-2

### Tags

C-His

### Synonyms

CD96 molecule; CD96; DKFZp667E2122;  
TACTILE

## Product Information

Source	Purification
HEK293 cells	≥ 95 % as determined by SDS-PAGE; ≥ 95 % as determined by HPLC.

Calculated MW	Observed MW
54.63 kDa	100-130 kDa

### Endotoxin

&lt; 1 EU/μg of the protein by LAL method.

### Formulation

Lyophilized from 0.22 μm filtered solution in PBS (pH 7.4). Normally 8% trehalose is added as protectant before lyophilization.

### Reconstitution

Centrifuge the vial before opening. Reconstitute to a concentration of 0.1-0.5 mg/mL in sterile distilled water. Avoid vortex or vigorously pipetting the protein. For long term storage, it is recommended to add a carrier protein or stabilizer (e.g. 0.1% BSA, 5% HSA, 10% FBS or 5% Trehalose), and aliquot the reconstituted protein solution to minimize free-thaw cycles.

## Contact

☎ | 400-999-6126

✉ | [cn.market@abclonal.com.cn](mailto:cn.market@abclonal.com.cn)

## Background

The receptors CD96 and TIGIT are expressed on the surface of T and natural killer (NK) cells, and recent studies suggest both play important inhibitory roles in immune function. CD96 has been shown to modulate immune cell activity in mice, with Cd96<sup>-/-</sup> mice displaying hypersensitive NK-cell responses to immune challenge and significant tumor resistance. The counterbalance between the putative inhibitory CD96 and TIGIT receptors and the activating receptor, CD226, offers unique strategies for immunology drug development.

## Basic Information

### Description

Recombinant Human TACTILE/CD96 (C110S) Protein is produced by HEK293 cells expression system. The target protein is expressed with sequence (Val22-Met503) of Human TACTILE/CD96 (C110S) (Accession #P40200-2) fused with a C-His tag at the C-terminus.

### Bio-Activity

### Shipping

The product is shipped at ambient temperature. Upon receipt, store it immediately at the temperature recommended below.

### Storage

Store at -20°C. Store the lyophilized protein at -20°C to -80 °C up to 1 year from the date of receipt.

After reconstitution, the protein solution is stable at -20°C for 3 months, at 2-8°C for up to 1 week.

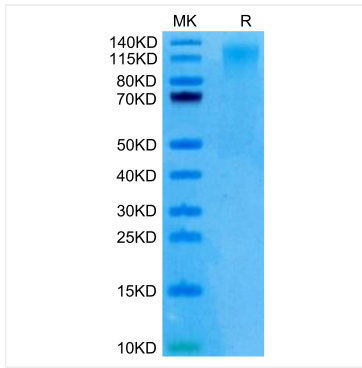
Avoid repeated freeze/thaw cycles.

### Operational Notes

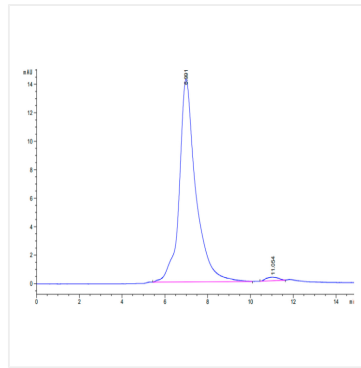
For your safety and health, please wear a lab coat and disposable gloves for handling.



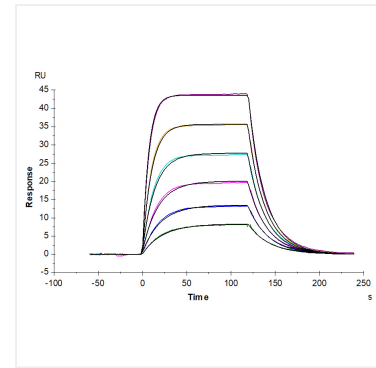
## Validation Data



Recombinant Human TACTILE/CD96 (C110S) Protein was determined by Tris-Bis PAGE under reducing conditions.



The purity of Human CD96 (C110S) is greater than 95% as determined by SEC-HPLC.



Human CD155, hFc Tag captured on CM5 Chip via Protein A can bind Human CD96 (C110S), His Tag with an affinity constant of  $0.289 \mu\text{M}$  as determined in SPR assay (Biacore T200).