

Biotinylated Recombinant Human TNFSF9/4-1BB Ligand Trimer Protein (Primary Amine Labeling)

Catalog No.: RP00360B **Recombinant**

Sequence Information

Species	Gene ID	Swiss Prot
Human	8744	P41273

Tags

N-monomeric hFc

Synonyms

41BB Ligand; 4-1BB Ligand; 4-1BBL; CD137L; TNFSF9

Product Information

Source	Purification
HEK293 cells	> 95% by SDS-PAGE > 90% by HPLC

Endotoxin

< 1 EU/μg of the protein by LAL method

Formulation

Lyophilized from 0.22 μm filtered solution in PBS (pH 7.4). Normally 8% trehalose is added as protectant before lyophilization.

Reconstitution

Centrifuge the vial before opening. Reconstitute to a concentration of 0.1-0.5 mg/mL in sterile distilled water. Avoid vortex or vigorously pipetting the protein. For long term storage, it is recommended to add a carrier protein or stabilizer (e.g. 0.1% BSA, 5% HSA, 10% FBS or 5% Trehalose), and aliquot the reconstituted protein solution to minimize free-thaw cycles.

Background

The 4-1BBL is the high affinity ligand of 4-1BB, also known as CD137L or TNFSF9. 4-1BB ligand (4-1BBL) is an inducible molecule present on several APC types, including B cells, macrophages and DCs. 4-1BB:4-1BBL pathway seems to amplify the existing costimulatory signals, even if the engagement of 4-1BB in the presence of a strong TCR signaling can induce IL-2 production in a CD28-independent manner.

Basic Information

Description

Biotinylated Recombinant Human TNFSF9/4-1BB Ligand Trimer Protein (Primary Amine Labeling) is produced by HEK293 cells expression system. The target protein is expressed with sequence (Arg71-Glu254) of Human TNFSF9/4-1BB Ligand Trimer (Primary Amine Labeling) (Accession #P41273) fused with a N-monomeric hFc tag at the N-terminus.

Bio-Activity

Storage

Store at -20°C. Store the lyophilized protein at -20°C to -80 °C up to 1 year from the date of receipt. After reconstitution, the protein solution is stable at -20°C for 3 months, at 2-8°C for up to 1 week. Avoid repeated freeze/thaw cycles.

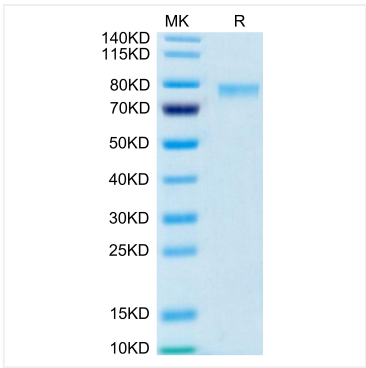
Contact

☎ | 400-999-6126

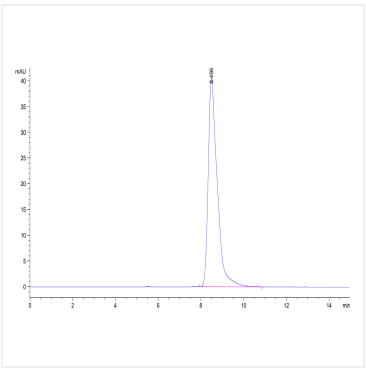
✉ | cn.market@abclonal.com.cn

🌐 | www.abclonal.com.cn

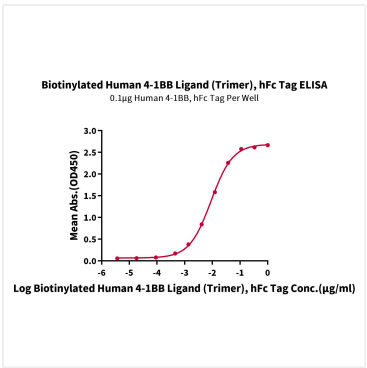
Validation Data



Biotinylated Human 4-1BB Ligand (Trimer) on Tris-Bis PAGE under reduced condition. The purity is greater than 95%.



The purity of Biotinylated Human 4-1BB Ligand (Trimer) is greater than 90% as determined by SEC-HPLC.



Immobilized Human 4-1BB, hFc Tag at 1 μg/mL (100 μL/Well) on the plate. Dose response curve for Biotinylated Human 4-1BB Ligand (Trimer), hFc Tag with the EC₅₀ of 9.0ng/mL determined by ELISA.