

Biotinylated Recombinant Human TNFRSF1B/TNF-R2/CD120b Protein (Primary Amine Labeling)

Catalog No.: RP00364B **Recombinant**

Sequence Information

Species	Gene ID	Swiss Prot
Human	7133	P20333-1

Tags

C-His

Synonyms

CD120b; Etanercept; p75TBP11; p75TNFR; TNF RII; TNF-R2; TNF-R75; TNFR80; TNFRSF1B; TNFR2; TBP11; TNFBR; TNFR1B

Product Information

Source	Purification
HEK293 cells	> 95% by SDS-PAGE > 95% by HPLC

Calculated MW	Observed MW
26.2 kDa	40-60 kDa

Endotoxin

< 1 EU/μg of the protein by LAL method

Formulation

Lyophilized from 0.22 μm filtered solution in PBS (pH 7.4). Normally 8% trehalose is added as protectant before lyophilization.

Reconstitution

Centrifuge the vial before opening. Reconstitute to a concentration of 0.1-0.5 mg/mL in sterile distilled water. Avoid vortex or vigorously pipetting the protein. For long term storage, it is recommended to add a carrier protein or stabilizer (e.g. 0.1% BSA, 5% HSA, 10% FBS or 5% Trehalose), and aliquot the reconstituted protein solution to minimize free-thaw cycles.

Contact

☎ | 400-999-6126

✉ | cn.market@abclonal.com.cn

🌐 | www.abclonal.com.cn

Background

Tumor Necrosis Factor Receptor II (TNF RII), also known as TNFRSF1B, p75/p80, and CD120b, is a type I transmembrane protein that belongs to the TNF receptor superfamily. It has a molecular weight of approximately 75 kDa. Receptor with high affinity for TNFSF2/TNF-alpha and approximately 5-fold lower affinity for homotrimeric TNFSF1/lymphotoxin-alpha. The TRAF1/TRAF2 complex recruits the apoptotic suppressors BIRC2 and BIRC3 to TNFRSF1B/TNFR2. This receptor mediates most of the metabolic effects of TNF-alpha. Isoform 2 blocks TNF-alpha-induced apoptosis, which suggests that it regulates TNF-alpha function by antagonizing its biological activity.

Basic Information

Description

Biotinylated Recombinant Human TNFRSF1B/TNF-R2/CD120b Protein (Primary Amine Labeling) is produced by HEK293 cells expression system. The target protein is expressed with sequence (Leu23-Asp257) of Human TNFR2/CD120b/TNFRSF1B (Primary Amine Labeling) (Accession #P20333-1) fused with a C-His tag at the C-terminus.

Bio-Activity

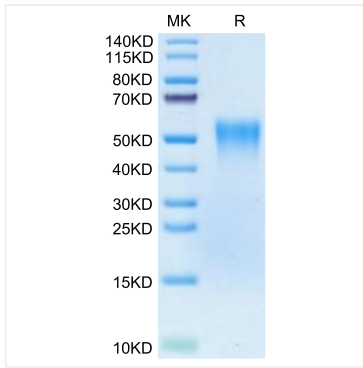
Storage

Store at -20°C. Store the lyophilized protein at -20°C to -80 °C up to 1 year from the date of receipt.

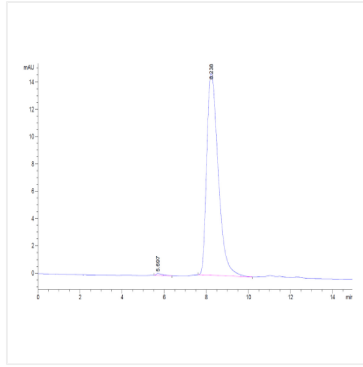
After reconstitution, the protein solution is stable at -20°C for 3 months, at 2-8°C for up to 1 week.

Avoid repeated freeze/thaw cycles.

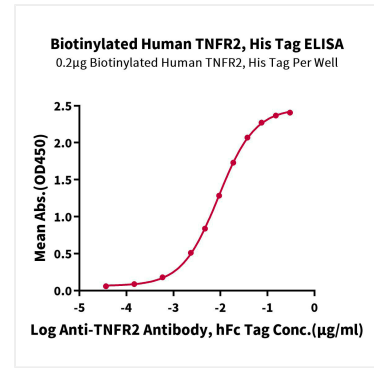
Validation Data



Biotinylated Human TNFR2 on Tris-Bis PAGE under reduced condition. The purity is greater than 95%.



The purity of Biotinylated Human TNFR2 is greater than 95% as determined by SEC-HPLC.



Immobilized Biotinylated Human TNFR2, His Tag at 2 µg/mL (100 µL/well) on the streptavidin precoated plate (5 µg/mL). Dose response curve for Anti-TNFR2 Antibody, hFc Tag with the EC₅₀ of 9.0ng/mL determined by ELISA.