

# Biotinylated Recombinant Human E-Selectin/SELE/CD62E Protein

Catalog No.: RP00380B **Recombinant**

## Sequence Information

Species	Gene ID	Swiss Prot
Human	6401	P16581

### Tags

C-His&Avi

### Synonyms

CD62E; ELAM; ELAM1; ESEL; E-Selectin; LECAM2; SELE; selectin E; RP1-117P20.2

## Product Information

Source	Purification
HEK293 cells	> 95% by SDS-PAGE > 95% by HPLC

Calculated MW	Observed MW
61.6 kDa	80-100 kDa

### Endotoxin

< 1 EU/μg of the protein by LAL method

### Formulation

Lyophilized from 0.22 μm filtered solution in PBS (pH 7.4). Normally 8% trehalose is added as protectant before lyophilization.

### Reconstitution

Centrifuge the vial before opening. Reconstitute to a concentration of 0.1-0.5 mg/mL in sterile distilled water. Avoid vortex or vigorously pipetting the protein. For long term storage, it is recommended to add a carrier protein or stabilizer (e.g. 0.1% BSA, 5% HSA, 10% FBS or 5% Trehalose), and aliquot the reconstituted protein solution to minimize free-thaw cycles.

## Contact

☎ | 400-999-6126

✉ | [cn.market@abclonal.com.cn](mailto:cn.market@abclonal.com.cn)

🌐 | [www.abclonal.com.cn](http://www.abclonal.com.cn)

## Background

E-Selectin (Endothelial Leukocyte Adhesion Molecule-1, ELAM-1, CD62E), a member of the Selectin family, is a 107 - 115 kDa cell surface glycoprotein. It is transiently expressed on vascular endothelial cells in response to IL-1 beta and TNF-alpha. E-selectin mediates in the adhesion of blood neutrophils in cytokine-activated endothelium through interaction with SELPLG/PSGL1. May have a role in capillary morphogenesis.

## Basic Information

### Description

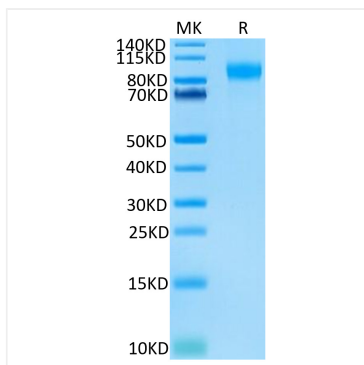
Biotinylated Recombinant Human E-Selectin/SELE/CD62E Protein is produced by HEK293 cells expression system. The target protein is expressed with sequence (Trp22-Pro556) of Human E-Selectin/SELE/CD62E (Accession #P16581) fused with a C-His&Avi tag at the C-terminus.

### Bio-Activity

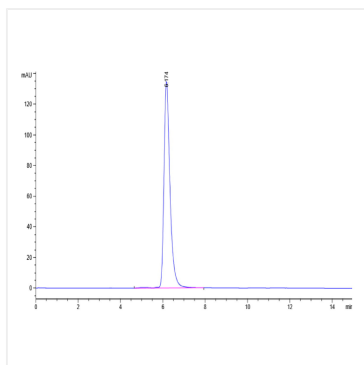
### Storage

Store at -20°C. Store the lyophilized protein at -20°C to -80 °C up to 1 year from the date of receipt. After reconstitution, the protein solution is stable at -20°C for 3 months, at 2-8°C for up to 1 week. Avoid repeated freeze/thaw cycles.

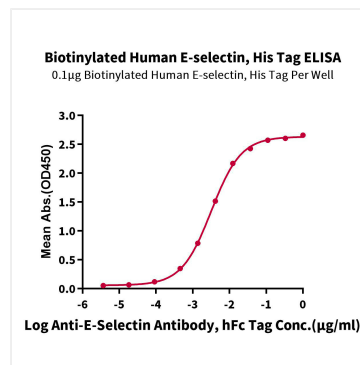
## Validation Data



Biotinylated Human E-selectin on Tris-Bis PAGE under reduced condition. The purity is greater than 95%.



The purity of Biotinylated Human E-selectin is greater than 95% as determined by SEC-HPLC.



Immobilized Biotinylated Human E-selectin, His Tag at 1 µg/mL (100 µL/Well) on streptavidin (5 µg/mL) precoated plate. Dose response curve for Anti-E-Selectin Antibody, hFc Tag with the EC<sub>50</sub> of 3.2ng/mL determined by ELISA.