

Biotinylated Recombinant Human CEACAM-6 Protein

Catalog No.: RP00413B **Recombinant**

Sequence Information

Species	Gene ID	Swiss Prot
Human	4680	P40199

Tags

C-His&Avi

Synonyms

CEACAM6; CD66c; CEAL; NCA; CEA

Product Information

Source	Purification
HEK293 cells	> 95% by SDS-PAGE > 95% by HPLC

Endotoxin

< 1 EU/μg of the protein by LAL method

Formulation

Lyophilized from 0.22 μm filtered solution in PBS (pH 7.4). Normally 8% trehalose is added as protectant before lyophilization.

Reconstitution

Centrifuge the vial before opening. Reconstitute to a concentration of 0.1-0.5 mg/mL in sterile distilled water. Avoid vortex or vigorously pipetting the protein. For long term storage, it is recommended to add a carrier protein or stabilizer (e.g. 0.1% BSA, 5% HSA, 10% FBS or 5% Trehalose), and aliquot the reconstituted protein solution to minimize free-thaw cycles.

Contact

 | 400-999-6126

 | cn.market@abclonal.com.cn

 | www.abclonal.com.cn

Background

Carcinoembryonic antigen-related cell adhesion molecule 6 (CEACAM6) belongs to the human carcino-embryonic antigen (CEA) family. Numerous lines of studies have indicated that altered expression of CEACAM6 may have a role in carcinogenesis and development.

Basic Information

Description

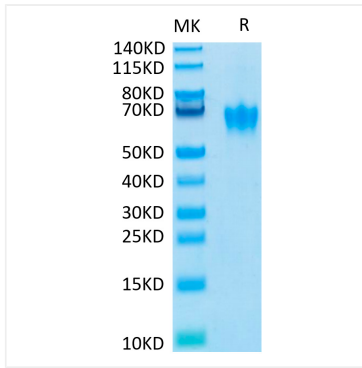
Biotinylated Recombinant Human CEACAM-6/CD66c Protein is produced by HEK293 cells expression system. The target protein is expressed with sequence (Lys35-Gly320) of Human CEACAM-6/CD66c (Accession #P40199) fused with a C-His&Avi tag at the C-terminus.

Bio-Activity

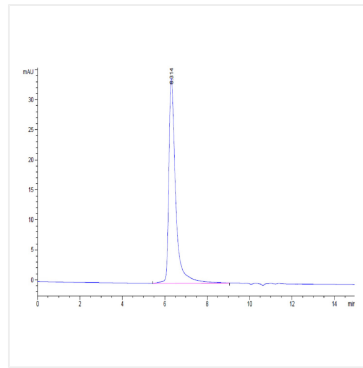
Storage

Store the lyophilized protein at -20°C to -80°C for 12 months. After reconstitution, the protein solution is stable at -20°C for 3 months, at 2-8°C for up to 1 week. Avoid repeated freeze/thaw cycles.

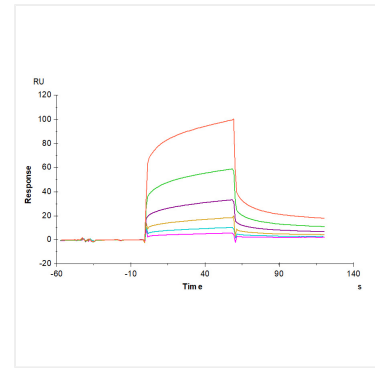
Validation Data



Biotinylated Human CEACAM-6 on Tris-Bis PAGE under reduced condition. The purity is greater than 95%.



The purity of Biotinylated Human CEACAM-6 is greater than 95% as determined by SEC-HPLC.



Human CEACAM-8, His Tag immobilized on CM5 Chip can bind Biotinylated Human CEACAM6, His-Avi Tag with an affinity constant of $3.81 \mu\text{M}$ as determined in SPR assay (Biacore T200).