

Recombinant Human IL-2 R beta/CD122 Protein

Catalog No.: RP00446 **Recombinant**

Sequence Information

Species	Gene ID	Swiss Prot
Human	3560	P14784

Tags

C-His&Avi

Synonyms

CD122; IL-15 R beta; IL-2 R beta; IL-2R subunit beta; IL2RB; P70-75; p75; RP5-1170K4.6; IL-15 R β ; IL-2 R β ; IL-2R subunit β

Product Information

Source	Purification
HEK293 cells	> 95% by SDS-PAGE > 95% by HPLC

Calculated MW	Observed MW
27.5 kDa	40-50 kDa

Endotoxin

< 1 EU/ μ g of the protein by LAL method

Formulation

Lyophilized from 0.22 μ m filtered solution in PBS (pH 7.4). Normally 8% trehalose is added as protectant before lyophilization.

Reconstitution

Centrifuge the vial before opening. Reconstitute to a concentration of 0.1-0.5 mg/mL in sterile distilled water. Avoid vortex or vigorously pipetting the protein. For long term storage, it is recommended to add a carrier protein or stabilizer (e.g. 0.1% BSA, 5% HSA, 10% FBS or 5% Trehalose), and aliquot the reconstituted protein solution to minimize free-thaw cycles.

Contact

 | 400-999-6126

 | cn.market@abclonal.com.cn

 | www.abclonal.com.cn

Background

IL-2 R beta is a member of the cytokine receptor superfamily. Human IL-2 R beta cDNA encodes a 551 amino acid residue precursor Type I membrane protein with a 26 residue signal peptide, a 214 residue extracellular region, a 25 residue transmembrane region and a 286 residue cytoplasmic domain. Functional IL-2 receptors can exist in two affinity states on cell surfaces, the high affinity complex consisting of heterotrimers of the alpha, beta, and gamma chains, and the intermediate affinity complex comprising heterodimers of the beta and gamma chains.

Basic Information

Description

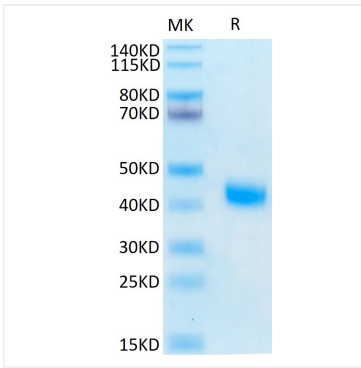
Recombinant Human IL-2 R beta/CD122 Protein is produced by HEK293 cells expression system. The target protein is expressed with sequence (Ala27-Asp239) of Human IL-2 R beta/CD122 (Accession #P14784) fused with a C-His&Avi tag at the C-terminus.

Bio-Activity

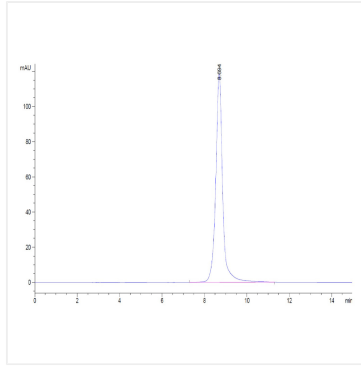
Storage

Store at -20°C. Store the lyophilized protein at -20°C to -80 °C up to 1 year from the date of receipt. After reconstitution, the protein solution is stable at -20°C for 3 months, at 2-8°C for up to 1 week. Avoid repeated freeze/thaw cycles.

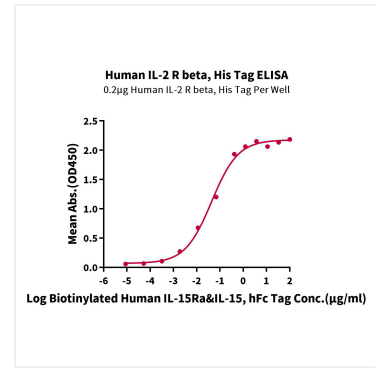
Validation Data



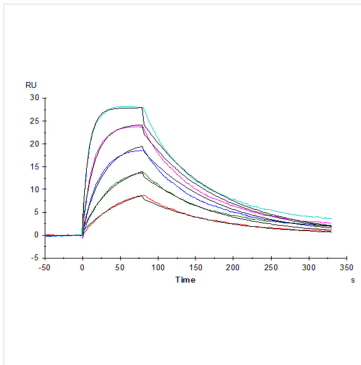
Human IL-2 R beta on Tris-Bis PAGE under reduced condition. The purity is greater than 95%.



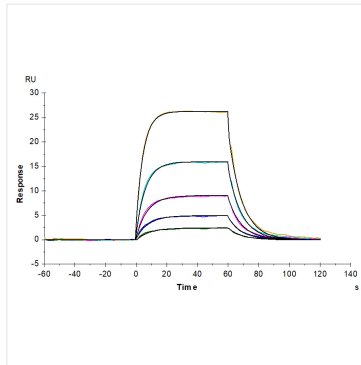
The purity of Human IL-2 R beta is greater than 95% as determined by SEC-HPLC.



Immobilized Human IL-2 R beta, His Tag at 2 µg/mL (100 µL/well) on the plate. Dose response curve for Biotinylated Human IL-15Ra&IL-15, hFc Tag with the EC₅₀ of 43.7ng/mL determined by ELISA (QC Test).



Human IL-2 R beta, His Tag captured on CM5 Chip via Anti-His Antibody can bind Human IL-15, No Tag with an affinity constant of 5.9nM as determined in SPR assay (Biacore T200).



Human IL-2 R beta, His Tag captured on CM5 Chip via anti-his antibody can bind Human IL-2, No Tag with an affinity constant of 0.12 µM as determined in SPR assay (Biacore T200).