

# Biotinylated Recombinant Human IL-2 R beta/CD122 Protein

Catalog No.: RP00446B **Recombinant**

## Sequence Information

Species	Gene ID	Swiss Prot
Human	3560	P14784

### Tags

C-His&Avi

### Synonyms

CD122; IL-15 R beta; IL-2 R beta; IL-2R subunit beta; IL2RB; P70-75; p75; RP5-1170K4.6; IL-15 R β; IL-2 R β; IL-2R subunit β

## Product Information

Source	Purification
HEK293 cells	> 95% by SDS-PAGE > 95% by HPLC

### Endotoxin

< 1 EU/μg of the protein by LAL method

### Formulation

Lyophilized from 0.22 μm filtered solution in PBS (pH 7.4). Normally 8% trehalose is added as protectant before lyophilization.

### Reconstitution

Centrifuge the vial before opening. Reconstitute to a concentration of 0.1-0.5 mg/mL in sterile distilled water. Avoid vortex or vigorously pipetting the protein. For long term storage, it is recommended to add a carrier protein or stabilizer (e.g. 0.1% BSA, 5% HSA, 10% FBS or 5% Trehalose), and aliquot the reconstituted protein solution to minimize free-thaw cycles.

## Contact

☎ | 400-999-6126

✉ | [cn.market@abclonal.com.cn](mailto:cn.market@abclonal.com.cn)

🌐 | [www.abclonal.com.cn](http://www.abclonal.com.cn)

## Background

IL-2 R beta is a member of the cytokine receptor superfamily. Human IL-2 R beta cDNA encodes a 551 amino acid residue precursor Type I membrane protein with a 26 residue signal peptide, a 214 residue extracellular region, a 25 residue transmembrane region and a 286 residue cytoplasmic domain. Functional IL-2 receptors can exist in two affinity states on cell surfaces, the high affinity complex consisting of heterotrimers of the alpha, beta, and gamma chains, and the intermediate affinity complex comprising heterodimers of the beta and gamma chains.

## Basic Information

### Description

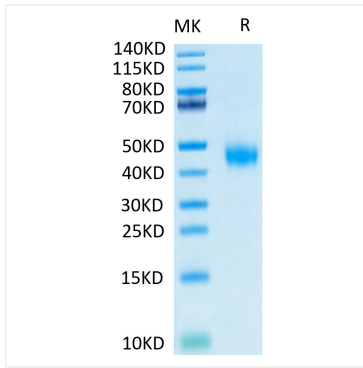
Biotinylated Recombinant Human IL-2 R beta/CD122 Protein is produced by HEK293 cells expression system. The target protein is expressed with sequence (Ala27-Asp239) of Human IL-2 R beta/CD122 (Accession #P14784) fused with a C-His&Avi tag at the C-terminus.

### Bio-Activity

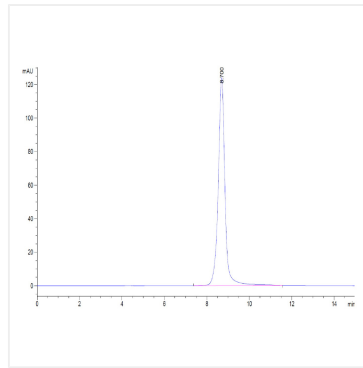
### Storage

Store the lyophilized protein at -20°C to -80°C for 12 months. After reconstitution, the protein solution is stable at -20°C for 3 months, at 2-8°C for up to 1 week. Avoid repeated freeze/thaw cycles.

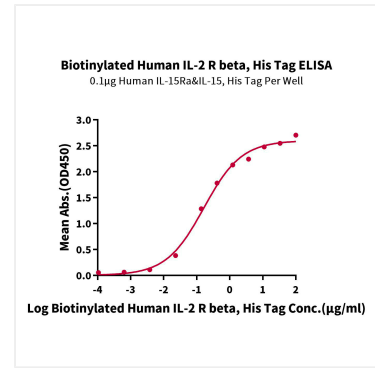
## Validation Data



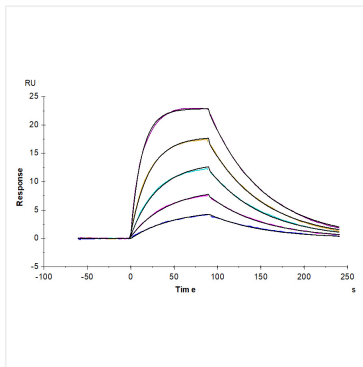
Biotinylated Human IL-2 R beta on Tris-Bis PAGE under reduced condition. The purity is greater than 95%.



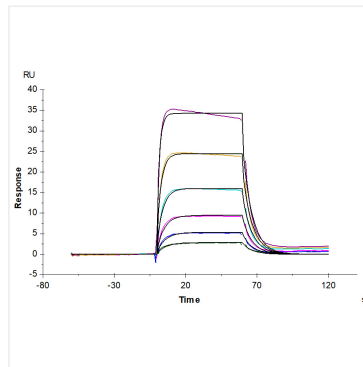
The purity of Biotinylated Human IL-2 R beta is greater than 95% as determined by SEC-HPLC.



Immobilized Human IL-15Ra&IL-15, His Tag at 1 µg/mL (100 µL/well) on the plate. Dose response curve for Biotinylated Human IL-2 R beta, His Tag with the  $EC_{50}$  of 0.16 µg/mL determined by ELISA (QC Test).



Biotinylated Human IL-2 R beta, His-Avi Tag captured on CM5 Chip via Anti-His Antibody can bind Human IL-15, No Tag with an affinity constant of 12.91 nM as determined in SPR assay (Biacore T200).



Biotinylated Human IL-2 R beta, His-Avi Tag captured on CM5 Chip via anti-his antibody can bind Human IL-2, No Tag with an affinity constant of 0.079 µM as determined in SPR assay (Biacore T200).