

# Recombinant Human FGFR-3 beta (IIIb)/CD333 Protein

Catalog No.: RP00462 **Recombinant**

## Sequence Information

Species	Gene ID	Swiss Prot
Human	2261	P22607-2

### Tags

C-His&amp;Avi

### Synonyms

ACH; CD333; CEK; CEK2; EC 2.7.10; FGF R3; FGFR3; HSFGR3EX; JTK4

## Product Information

Source	Purification
HEK293 cells	> 95% by SDS-PAGE > 95% by HPLC

Calculated MW	Observed MW
30.5 kDa	40-55 kDa

### Endotoxin

&lt; 1 EU/μg of the protein by LAL method

### Formulation

Lyophilized from 0.22 μm filtered solution in PBS (pH 7.4). Normally 8% trehalose is added as protectant before lyophilization.

### Reconstitution

Centrifuge the vial before opening. Reconstitute to a concentration of 0.1-0.5 mg/mL in sterile distilled water. Avoid vortex or vigorously pipetting the protein. For long term storage, it is recommended to add a carrier protein or stabilizer (e.g. 0.1% BSA, 5% HSA, 10% FBS or 5% Trehalose), and aliquot the reconstituted protein solution to minimize free-thaw cycles.

## Contact

 | 400-999-6126 | [cn.market@abclonal.com.cn](mailto:cn.market@abclonal.com.cn) | [www.abclonal.com.cn](http://www.abclonal.com.cn)

## Background

Four distinct genes encoding closely related FGF receptors, FGF R1-4, are known. All four genes for FGF Rs encode proteins with an N-terminal signal peptide, three immunoglobulin (Ig)-like domains, an acid box region containing a run of acidic residues between the Igl and IgII domains, a transmembrane domain and the split tyrosine-kinase domain. FGFR3 is tyrosine-protein kinase that acts as cell-surface receptor for fibroblast growth factors and plays an essential role in the regulation of cell proliferation, differentiation and apoptosis. Plays an essential role in the regulation of chondrocyte differentiation, proliferation and apoptosis, and is required for normal skeleton development. Regulates both osteogenesis and postnatal bone mineralization by osteoblasts.

## Basic Information

### Description

Recombinant Human FGFR-3 beta (IIIb)/CD333 Protein is produced by HEK293 cells expression system. The target protein is expressed with sequence (Asp127-Gly377) of Human FGFR3 beta (IIIb) (Accession #P22607-2) fused with a C-His&Avi tag at the C-terminus.

### Bio-Activity

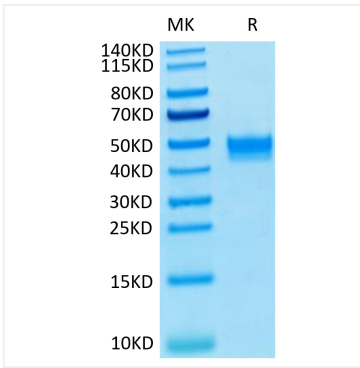
### Storage

Store at -20°C. Store the lyophilized protein at -20°C to -80 °C up to 1 year from the date of receipt.

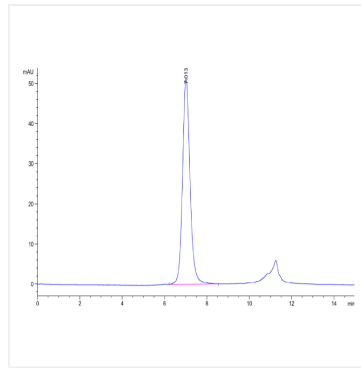
After reconstitution, the protein solution is stable at -20°C for 3 months, at 2-8°C for up to 1 week.

Avoid repeated freeze/thaw cycles.

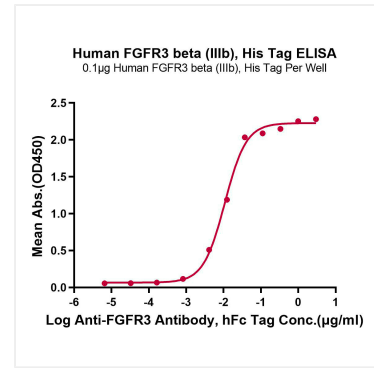
## Validation Data



Human FGFR3 beta (IIIb) on Tris-Bis PAGE under reduced condition. The purity is greater than 95%.



The purity of Human FGFR3 beta (IIIb) is greater than 95% as determined by SEC-HPLC.



Immobilized Human FGFR3 beta (IIIb), His Tag at 1 µg/mL (100 µL/well) on the plate. Dose response curve for Anti-FGFR3 Antibody, hFc Tag with the EC<sub>50</sub> of 10.9ng/mL determined by ELISA.