

# Recombinant Human Fc-gamma RIII beta/FCGR3B/CD16b (S36R, N82D, I106V) Protein

Catalog No.: RP00474 **Recombinant**

## Sequence Information

Species	Gene ID	Swiss Prot
Human	2215	O75015

### Tags

C-His

### Synonyms

CD16; Fc gamma RIIIB; FCG3; FCGR3B; FcgRIIIB; FCRIIIB; IGFR3; CD16b (NA2); CD16B; FCG3B; FCG3; FCGR3; FCR-10

## Product Information

Source	Purification
HEK293 cells	> 95% by SDS-PAGE > 95% by HPLC

### Endotoxin

< 1 EU/μg of the protein by LAL method

### Formulation

Lyophilized from 0.22 μm filtered solution in PBS (pH 7.4). Normally 8% trehalose is added as protectant before lyophilization.

### Reconstitution

Centrifuge the vial before opening. Reconstitute to a concentration of 0.1-0.5 mg/mL in sterile distilled water. Avoid vortex or vigorously pipetting the protein. For long term storage, it is recommended to add a carrier protein or stabilizer (e.g. 0.1% BSA, 5% HSA, 10% FBS or 5% Trehalose), and aliquot the reconstituted protein solution to minimize free-thaw cycles.

## Contact

☎ | 400-999-6126

✉ | [cn.market@abclonal.com.cn](mailto:cn.market@abclonal.com.cn)

🌐 | [www.abclonal.com.cn](http://www.abclonal.com.cn)

## Background

Human Fc gamma RIIIB/CD16b Protein is a receptor for the Fc region of immunoglobulins gamma. Low affinity receptor. Binds complexed or aggregated IgG and also monomeric IgG. Contrary to III-A, is not capable to mediate antibody-dependent cytotoxicity and phagocytosis. May serve as a trap for immune complexes in the peripheral circulation which does not activate neutrophils.

## Basic Information

### Description

Recombinant Human Fc-gamma RIII beta/FCGR3B/CD16b (S36R, N82D, I106V) Protein is produced by HEK293 cells expression system. The target protein is expressed with sequence (Gly17-Ser200) of Human Fc-gamma RIII beta/FCGR3B/CD16b (S36R,N82D,I106V) (Accession #O75015) fused with a C-His tag at the C-terminus.

### Bio-Activity

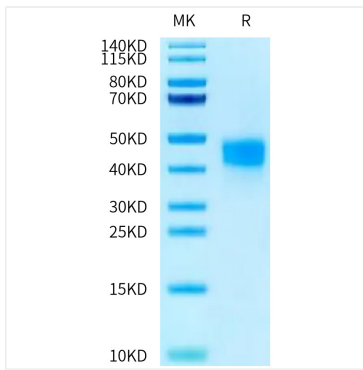
#### Storage

Store at -20°C. Store the lyophilized protein at -20°C to -80 °C up to 1 year from the date of receipt.

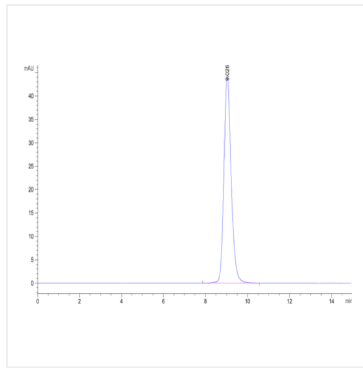
After reconstitution, the protein solution is stable at -20°C for 3 months, at 2-8°C for up to 1 week.

Avoid repeated freeze/thaw cycles.

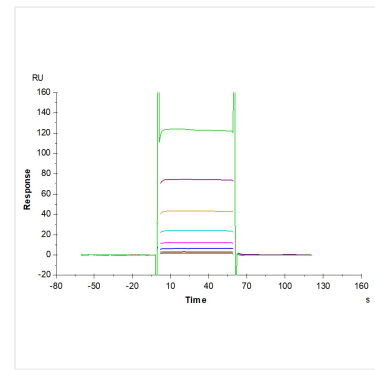
## Validation Data



Human Fc gamma RIIB (NA1) on Tris-Bis PAGE under reduced condition. The purity is greater than 95%.



The purity of Human Fc gamma RIIB (NA1) is greater than 95% as determined by SEC-HPLC.



Human Fc gamma RIIB (NA1), His Tag captured on CM5 Chip via anti-his antibody can bind Rituximab with an affinity constant of 8.55  $\mu\text{M}$  as determined in SPR assay (Biacore T200).