

# Biotinylated Recombinant Human Fc-gamma RIII alpha/FCGR3A/CD16a Protein

Catalog No.: RP00475B **Recombinant**

## Sequence Information

Species	Gene ID	Swiss Prot
Human	2214	P08637-1

### Tags

C-His&Avi

### Synonyms

Fc gamma RIIIA; FCGR3; FCGR3A;  
FCGRIII; FcγRIIIA; FcR-10; CD16A; FCG3;  
IGFR3; FcRIIIa; FcRIII; CD16; IMD20

## Product Information

Source	Purification
HEK293 cells	> 95% by SDS-PAGE > 95% by HPLC

### Endotoxin

< 1 EU/μg of the protein by LAL method

### Formulation

Lyophilized from 0.22 μm filtered solution in PBS (pH 7.4). Normally 8% trehalose is added as protectant before lyophilization.

### Reconstitution

Centrifuge the vial before opening. Reconstitute to a concentration of 0.1-0.5 mg/mL in sterile distilled water. Avoid vortex or vigorously pipetting the protein. For long term storage, it is recommended to add a carrier protein or stabilizer (e.g. 0.1% BSA, 5% HSA, 10% FBS or 5% Trehalose), and aliquot the reconstituted protein solution to minimize free-thaw cycles.

## Background

Human Fc gamma RIIIA/CD16a Protein is a receptor for the Fc region of IgG. Binds complexed or aggregated IgG and also monomeric IgG. Mediates antibody-dependent cellular cytotoxicity (ADCC) and other antibody-dependent responses, such as phagocytosis.

## Basic Information

### Description

Biotinylated Recombinant Human Fc-gamma RIII alpha/FCGR3A /CD16a Protein is produced by HEK293 cells expression system. The target protein is expressed with sequence (Gly17-Gln208) of Human Fc-gamma RIII alpha/FCGR3A /CD16a (Accession #P08637-1) fused with a C-His&Avi tag at the C-terminus.

### Bio-Activity

### Storage

Store at -20°C. Store the lyophilized protein at -20°C to -80 °C up to 1 year from the date of receipt.

After reconstitution, the protein solution is stable at -20°C for 3 months, at 2-8°C for up to 1 week.

Avoid repeated freeze/thaw cycles.

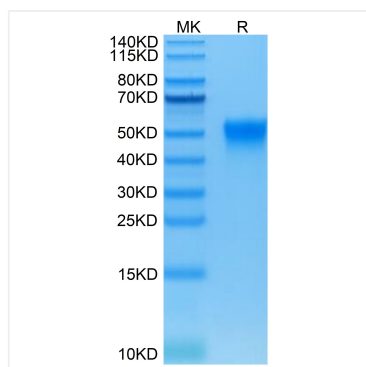
## Contact

 | 400-999-6126

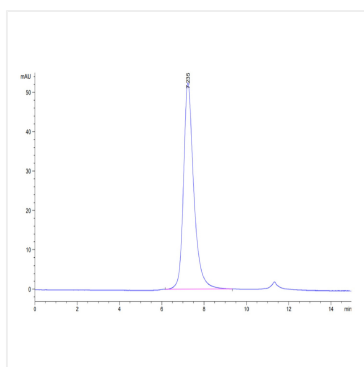
 | [cn.market@abclonal.com.cn](mailto:cn.market@abclonal.com.cn)

 | [www.abclonal.com.cn](http://www.abclonal.com.cn)

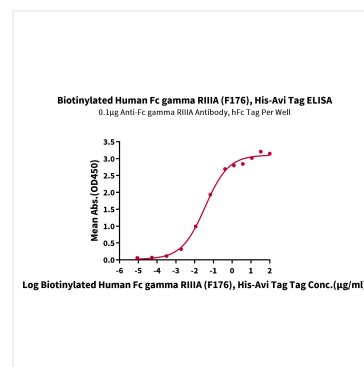
## Validation Data



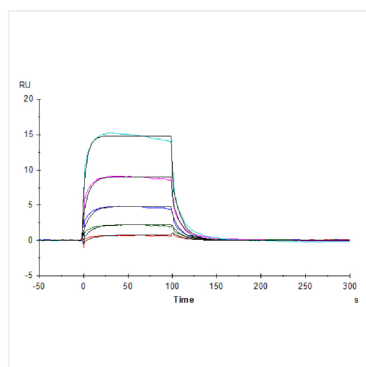
Biotinylated Human Fc gamma RIIIA (F176) on Tris-Bis PAGE under reduced condition. The purity is greater than 95%.



The purity of Biotinylated Human Fc gamma RIIIA (F176) is greater than 95% as determined by SEC-HPLC.



Immobilized Anti-Fc gamma RIIIA Antibody, hFc Tag at 1  $\mu\text{g/mL}$  (100  $\mu\text{L/Well}$ ) on the plate. Dose response curve for Biotinylated Human Fc gamma RIIIA (F176), His-Avi Tag with the  $\text{EC}_{50}$  of 35.7ng/mL determined by ELISA (QC Test).



Biotinylated Human Fc gamma RIIIA (F176), His Tag captured on CM5 Chip via Anti-His Antibody can bind Rituximab, hFc Tag with an affinity constant of 0.14 $\mu\text{M}$  as determined in SPR assay (Biacore T200).