

Biotinylated Recombinant Human Fc gamma RIIB/FCGR2B/CD32b Protein

Catalog No.: RP00479B **Recombinant**

Sequence Information

Species	Gene ID	Swiss Prot
Human	2213	P31994-1

Tags

C-His&Avi

Synonyms

Fc gamma RI; Fc gamma RIIB; CD32; CD32b; CDw32; FCG2; IGFR2; CD32A; FCG2 ; FcGR; FCGR2; FCGR21; FCGR2A

Product Information

Source	Purification
HEK293 cells	> 95% by SDS-PAGE > 95% by HPLC

Calculated MW	Observed MW
22.5 kDa	32-37 kDa

Endotoxin

< 1 EU/μg of the protein by LAL method

Formulation

Lyophilized from 0.22 μm filtered solution in PBS (pH 7.4). Normally 8% trehalose is added as protectant before lyophilization.

Reconstitution

Centrifuge the vial before opening. Reconstitute to a concentration of 0.1-0.5 mg/mL in sterile distilled water. Avoid vortex or vigorously pipetting the protein. For long term storage, it is recommended to add a carrier protein or stabilizer (e.g. 0.1% BSA, 5% HSA, 10% FBS or 5% Trehalose), and aliquot the reconstituted protein solution to minimize free-thaw cycles.

Contact

☎ | 400-999-6126

✉ | cn.market@abclonal.com.cn

🌐 | www.abclonal.com.cn

Background

The Fc gamma Rs have been divided into three classes based on close relationships in their extracellular domains; these groups are designated Fc gamma RI (also known as CD64), Fc gamma RII (CD32), and Fc gamma RIII (CD16). Each group may be encoded by multiple genes and exist in different isoforms depending on species and cell type. The CD64 proteins are high affinity receptors (~10e-8-10e-9 M) capable of binding monomeric IgG, whereas the CD16 and CD32 proteins bind IgG with lower affinities (~10e-6-10e-7 M) only recognizing IgG aggregates surrounding multivalent antigens.

Basic Information

Description

Biotinylated Recombinant Human Fc gamma RIIB/FCGR2B/CD32b Protein is produced by HEK293 cells expression system. The target protein is expressed with sequence (Ala46-Pro217) of Human Fc gamma RIIB/CD32b (Accession #P31994-1) fused with a C-His&Avi tag at the C-terminus.

Bio-Activity

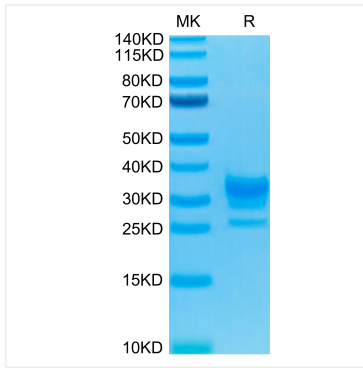
Storage

Store at -20°C. Store the lyophilized protein at -20°C to -80 °C up to 1 year from the date of receipt.

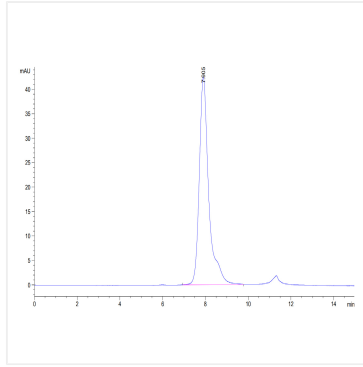
After reconstitution, the protein solution is stable at -20°C for 3 months, at 2-8°C for up to 1 week.

Avoid repeated freeze/thaw cycles.

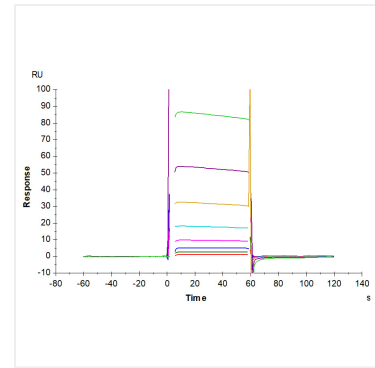
Validation Data



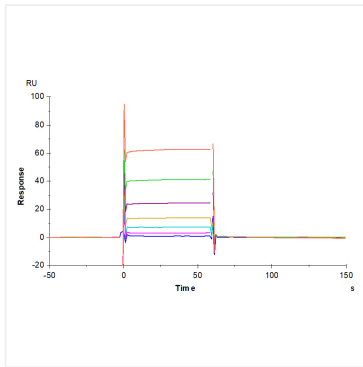
Biotinylated Human Fc gamma RIIB on Tris-Bis PAGE under reduced condition. The purity is greater than 95%.



The purity of Biotinylated Human Fc gamma RIIB is greater than 95% as determined by SEC-HPLC.



Biotinylated Human Fc gamma RIIB, His-Avi Tag captured on CM5 Chip via Anti-his antibody can bind Rituximab with an affinity constant of 5.87 μM as determined in SPR assay (Biacore T200) (QC Test).



Rituximab captured on CM5 Chip via Protein A can bind Biotinylated Human Fc gamma RIIB, His-Avi Tag with an affinity constant of 3.97 μM as determined in SPR assay (Biacore T200).