

# Recombinant Human Fc gamma RI/CD64 Protein

Catalog No.: RP00483 **Recombinant**

## Sequence Information

Species	Gene ID	Swiss Prot
Human	2209	P12314-1

### Tags

C-His&Avi

### Synonyms

CD64; CD64a; Fc gamma RI; FCG1; Fc-gamma RIA; FCGR1; FcgRI; FCRI; FcRIA; FLJ18345; FCGR1A; IGFRI; Fcr; Fcgr; FCE1A; FcERI

## Product Information

Source	Purification
HEK293 cells	> 95% by SDS-PAGE > 95% by HPLC

### Endotoxin

< 1 EU/μg of the protein by LAL method

### Formulation

Lyophilized from 0.22 μm filtered solution in PBS (pH 7.4). Normally 8% trehalose is added as protectant before lyophilization.

### Reconstitution

Centrifuge the vial before opening. Reconstitute to a concentration of 0.1-0.5 mg/mL in sterile distilled water. Avoid vortex or vigorously pipetting the protein. For long term storage, it is recommended to add a carrier protein or stabilizer (e.g. 0.1% BSA, 5% HSA, 10% FBS or 5% Trehalose), and aliquot the reconstituted protein solution to minimize freeze-thaw cycles.

## Contact

 | 400-999-6126

 | [cn.market@abclonal.com.cn](mailto:cn.market@abclonal.com.cn)

 | [www.abclonal.com.cn](http://www.abclonal.com.cn)

## Background

The Fc gamma Rs have been divided into three classes based on close relationships in their extracellular domains; these groups are designated Fc gamma? RI (also known as CD64), Fc gamma? RII (CD32), and Fc gamma? RIII (CD16). Each group may be encoded by multiple genes and exist in different isoforms depending on species and cell type.

## Basic Information

### Description

Recombinant Human Fc gamma RI/CD64 Protein is produced by HEK293 cells expression system. The target protein is expressed with sequence (Gln16-Pro288) of Human Fc gamma RI/CD64 (Accession #P12314-1) fused with a C-His&Avi tag at the C-terminus.

### Bio-Activity

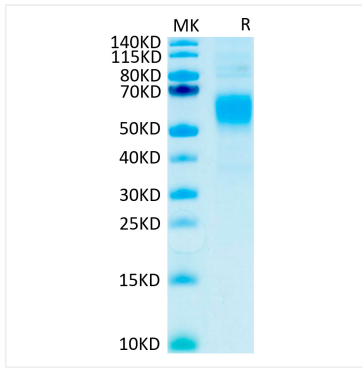
#### Storage

Store the lyophilized protein at -20°C to -80°C for 12 months.

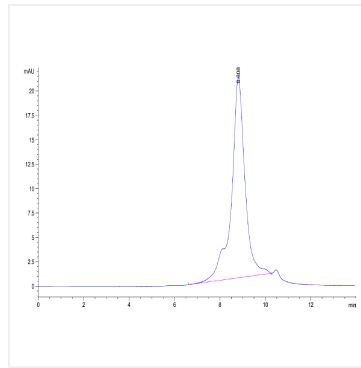
After reconstitution, the protein solution is stable at -20°C for 3 months, at 2-8°C for up to 1 week.

Avoid repeated freeze/thaw cycles.

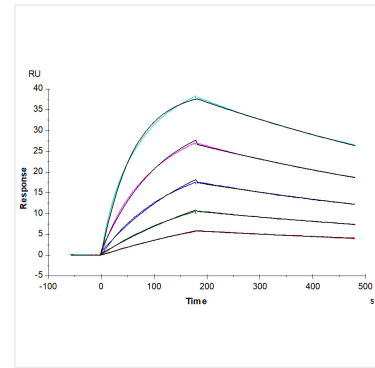
## Validation Data



Human Fc gamma RI on Tris-Bis PAGE under reduced condition. The purity is greater than 95%.



Human Fc gamma RI on Tris-Bis PAGE under reduced condition. The purity is greater than 95%.



Human Fc gamma RI, His Tag captured on CM5 Chip via anti-his antibody can bind Trastuzumab with an affinity constant of 1.94 nM as determined in SPR assay (Biacore T200).