

Recombinant Human FAP Protein

Catalog No.: RP00490 **Recombinant**

Sequence Information

Species	Gene ID	Swiss Prot
Human	2191	Q12884-1

Tags

N-hFc

Synonyms

FAP; FAPalpha; SIMP; Seprase; APCE; DPPIV; DPPIVA; FAPA

Product Information

Source	Purification
HEK293 cells	> 95% by SDS-PAGE > 90% by HPLC

Calculated MW	Observed MW
112.3 kDa	110-120 kDa

Endotoxin

< 1 EU/μg of the protein by LAL method

Formulation

Lyophilized from 0.22 μm filtered solution in PBS (pH 7.4). Normally 8% trehalose is added as protectant before lyophilization.

Reconstitution

Centrifuge the vial before opening. Reconstitute to a concentration of 0.1-0.5 mg/mL in sterile distilled water. Avoid vortex or vigorously pipetting the protein. For long term storage, it is recommended to add a carrier protein or stabilizer (e.g. 0.1% BSA, 5% HSA, 10% FBS or 5% Trehalose), and aliquot the reconstituted protein solution to minimize free-thaw cycles.

Contact

 | 400-999-6126

 | cn.market@abclonal.com.cn

 | www.abclonal.com.cn

Background

Fibroblast activation protein (FAP) is a serine protease that has been reported in fibroblasts and some carcinoma cells, which correlates with poor patient outcomes. FAP can be induced under hypoxia which is also vital in the malignant behaviors of cancer cells.

Basic Information

Description

Recombinant Human FAP Protein is produced by HEK293 cells expression system. The target protein is expressed with sequence (Leu26-Asp760) of Human FAP (Accession #Q12884-1) fused with a N-hFc tag at the N-terminus.

Bio-Activity

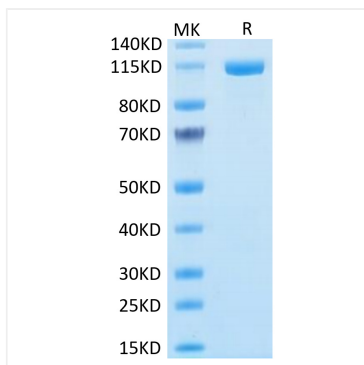
Storage

Store at -20°C. Store the lyophilized protein at -20°C to -80 °C up to 1 year from the date of receipt.

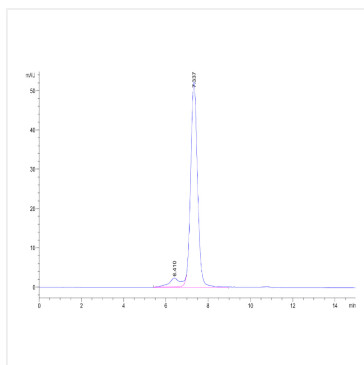
After reconstitution, the protein solution is stable at -20°C for 3 months, at 2-8°C for up to 1 week.

Avoid repeated freeze/thaw cycles.

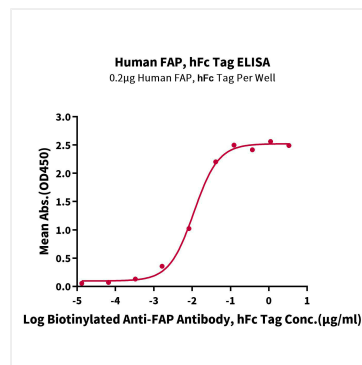
Validation Data



Human FAP on Tris-Bis PAGE under reduced condition. The purity is greater than 95%.



The purity of Human FAP is greater than 90% as determined by SEC-HPLC.



Immobilized Human FAP, hFc Tag at 2 µg/mL (100 µL/Well) on the plate. Dose response curve for Biotinylated Anti-FAP Antibody, hFc Tag with the EC₅₀ of 11.1 ng/mL determined by ELISA (QC Test).